



# 2021

GOVERNANCE,  
COMPENSATION AND  
FINANCIAL REPORT

Givaudan

engage your senses

# About this report

Being a sustainable business is our promise, acting as a force for good our objective. Guided by our purpose of 'Creating for happier, healthier lives with love for nature. Let's imagine together.' we will continue to deliver sustainable value creation that benefits all.

Our 2025 strategy, 'Committed to Growth, with Purpose', is our intention to deliver growth in partnership with our customers through creating inspiring products for happier, healthier lives and having a positive impact on nature, people and communities. Ambitious financial targets remain central to this roadmap: over the next five years, we aim to deliver an average organic sales growth of 4-5% on a like-for-like basis and an average free cash flow of at least 12%. In addition, we have defined bold and ambitious long-term goals in four domains: creations, nature, people and communities.

This stand-alone document provides details of our stable and efficient corporate governance and compensation principles that ensure our sustainable value creation. Our comprehensive financial performance may be found in the consolidated financial report and statutory financial report, while our Alternative Performance Measures is detailed in the appendix.

**Our long-term ambition: Our purpose**  
Creating for happier, healthier lives with love for nature



**Our mid-term priorities: Our 2025 strategy**  
Committed to Growth, with Purpose



## Table of contents

Governance report	3
Compensation report	22
Consolidated financial report	40
Statutory financial report	106
Appendix	117

## Frameworks applied

- SIX Directive Corporate Governance
- Swiss Code of Best Practice for Corporate Governance
- IFRS
- Alternative Performance Measures

## 2021 reporting suite

- Integrated Annual Report
- Governance, Compliance and Financial Report
- In a Nutshell
- Online Integrated Report
- GRI Sustainability Report

# GOVERNANCE REPORT

## In this section

**4** Group structure and shareholders

**5** Capital structure

**7** Board of Directors

**16** Executive Committee

**19** Compensation, shareholdings and loans

**19** Shareholders' participation

**20** Change of control and defence measures

**20** Auditors

**21** Information policy

**21** Quiet periods

# Corporate governance

## Ensuring proper checks and balances

The Governance report is aligned with international standards and has been prepared in accordance with the ‘Swiss Code of Obligations’, the ‘Directive on Information Relating to Corporate Governance’ issued by the SIX Swiss Exchange and the ‘Swiss Code of Best Practice for Corporate Governance’ issued by *economiesuisse*.

The internal corporate governance framework is based on Givaudan SA’s Articles of Incorporation. The ‘Board Regulations of Givaudan SA’, the Company’s organisational regulation, further clarifies the duties, powers and regulations of the governing bodies of the Company.

Except when otherwise provided by law, the Articles of Incorporation and Givaudan’s Board Regulations, all areas of management are fully delegated by the Board of Directors, with the power to sub-delegate to the Chief Executive Officer, the Executive Committee and its members. The Board Regulations of Givaudan also specifies the duties and the functioning of its four Board Committees.

### **DOWNLOAD**

[www.givaudan.com](http://www.givaudan.com) ▶ Our company ▶ Corporate governance ▶ Rules and policies ▶ **Articles of Incorporation, Board Regulations of Givaudan and other documentation regarding Givaudan’s principles of corporate governance**

## **1. Group structure and shareholders**

### **1.1 Group structure**

#### **1.1.1 Description of the issuer’s operational Group structure**

Givaudan SA, the parent company of the Givaudan Group, with its registered corporate headquarters at 5 Chemin de la Parfumerie, 1214 Vernier, Switzerland (‘the Company’), is a ‘société anonyme’, pursuant to art. 620 et seq. of the Swiss Code of Obligations. It is listed on the SIX Swiss Exchange under security number 1064593, ISIN CH0010645932.

The Company is a global leader in its industry. Givaudan operates around the world and has two principal businesses: Taste & Wellbeing and Fragrance & Beauty, providing customers with compounds, ingredients and integrated solutions. Taste & Wellbeing consists of four business units: Dairy, Sweet goods, Beverages and Savoury. Fragrance & Beauty also has four business units: Consumer products; Fine fragrances; Fragrance ingredients and Active Beauty.

Both divisions have a sales and marketing presence in all major countries and markets as well as Research and Development organisations. They share resources and knowledge in the areas of research and consumer understanding, where applicable. Corporate functions include Finance, Procurement, Science and Technology, Human Resources (HR), Legal, Ethics & Compliance, Enterprise Risk Management and Communications as well as Givaudan Business Solutions (GBS). GBS provides best-in-class internal processes and services in the areas of Finance, Controlling, HR, Procurement, Supply Chain, Environment, Health & Safety (EHS), Enterprise Data Management, Information Management and Technology (IM&T), Sustainability and Continuous Improvement.

#### **1.1.2 Listed companies within the scope of consolidation**

The Company does not have any publicly listed subsidiaries.

#### **1.1.3 Unlisted companies within the scope of consolidation**

The list of principal consolidated companies, their domiciles and the shareholding is presented on page 95, in note 32 to the 2021 consolidated financial statements. Note 1 to the consolidated financial statements as well as note 3 to the statutory financial statements on

## Corporate governance

page 108 offer more details regarding the structure of the Group. All unlisted subsidiaries are wholly-owned, unless otherwise indicated in notes 3 and 4 to the statutory financial statements mentioned above.

[READ MORE](#)

2021 Financial report ▶ page 40

### 1.2 Significant shareholders

To the knowledge of the Company, the following shareholders were the only beneficial shareholders holding more than 3% of the share capital of Givaudan SA as at 31 December 2021 (or as at the date of their last notification under article 20 of the Stock Exchange Act):

#### Significant shareholders

2021	in %
<b>Beneficial owners</b>	
William H. Gates III and Melinda French Gates	13.86
BlackRock, Inc.	5.06
MFS Investment Management	4.99

[READ THE NOTIFICATIONS](#)

www.ser-ag.com ▶ en ▶ Resources ▶ Notifications market participants ▶ Significant shareholders

The Company has not entered into any shareholder agreements with any of its significant shareholders.

### 1.3 Cross-shareholdings

The Company does not have any cross-shareholdings with any other company.

## 2. Capital structure

### 2.1 Capital on the disclosure deadline

#### Ordinary share capital

As at 31 December 2021, the Company's ordinary share capital amounted to CHF 92,335,860 fully paid in and divided into 9,233,586 registered shares with a par value of CHF 10.00 each.

The market capitalisation of the Company at 31 December 2021 was CHF 44,247,344,112.

### 2.2 Authorised and conditional capital in particular

#### Authorised share capital

The Company does not have any authorised share capital.

#### Conditional share capital

As per article 3b of the Company's Articles of Incorporation, the Company's share capital can be increased by:

- issuing up to 463,215 shares (CHF 4,632,150) through the exercise of option or conversion rights granted in connection with bond issues of Givaudan SA or a Group company
- issuing up to 161,820 shares (CHF 1,618,200) through the exercise of option rights granted to employees and/or the members of the Board of Directors of the Group
- issuing up to 123,163 shares (CHF 1,231,630) through the exercise of warrants granted to the shareholders of Givaudan SA.

The conditional share capital amounts to a maximum of CHF 7,481,980, which equates to 8.1% of the existing share capital.

The subscription rights of the shareholders are excluded in cases a) and b) above. The Board of Directors is authorised to exclude the shareholders' preferential right to subscribe to bonds if the purpose is to finance acquisitions or to issue convertible bonds or warrants on the international capital market. In that case, the bonds or warrants must be offered to the public at market conditions, the deadline for exercising option rights must be not more than six years and the deadline for exercising conversion rights must be not more than 15 years from the issue of the bond or warrants and the exercise or conversion price for new shares must be at a level corresponding at least to the market conditions at the time of issue.

The acquisition of shares through the exercise of option or conversion rights and the transfer of such shares are subject to restrictions as described in section 2.4.

[DOWNLOAD](#)

www.givaudan.com ▶ Our company ▶ Corporate governance ▶ Rules and policies ▶ Articles of Incorporation

## Corporate governance

### 2.3 Changes in capital

The information regarding the year 2019 is available in notes 7 and 8 to the statutory financial statements of the 2019 Financial report. Details of the changes in equity for the years 2020 and 2021 are given on page 110 in note 7 to the statutory financial statements included in the 2021 Financial report.

 **DOWNLOAD**

[www.givaudan.com](http://www.givaudan.com) › Investors › Results centre

### 2.4 Shares and participation certificates

The Company has one class of shares only. All shares are registered shares with a par value of CHF 10.00 each. Subject to the limitations described below, all shares have the same rights in all respects. Every share gives the right to one vote and to an equal dividend.

### 2.5 Dividend-right certificates

Other than the registered shares, dividend-right certificates and participation certificates do not exist.

### 2.6 Limitations on transferability and nominee registrations

#### 2.6.1 Limitations on transferability for each share category; indication of statutory group clauses and rules for granting exceptions

At the Annual General Meeting of shareholders on 20 March 2014, the previously existing registration and voting rights restrictions were abolished. Today, the Company no longer has limitations on transferability of shares.

#### 2.6.2 Reasons for granting exceptions in the year under review

This is not applicable because the Company has no limitations on transferability of shares.

#### 2.6.3 Permissibility of nominee registrations; indication of any percent clauses and registration conditions

Subject to the provisions mentioned in the next paragraph, registration with voting rights in the Company's share register is conditional on shareholders declaring that they have acquired the shares in their own name and for their own account.

Based on a regulation of the Board of Directors, nominee shareholders may be entered with voting rights in the share register of the Company for up to 2% of the share capital without further condition, and for more than 2% if they undertake to disclose to the Company the name, address, nationality and number of shares held by the beneficial owners.

#### 2.6.4 Procedure and conditions for cancelling statutory privileges and limitations on transferability

Limitations on transferability and nominee registrations may be changed by a positive vote of the absolute majority of the share votes represented at a shareholders' meeting.

### 2.7 Convertible bonds and warrants/options

There are no bonds or warrants outstanding that are convertible into shares of Givaudan SA.

## Corporate governance

### 3. Board of Directors

According to Givaudan's Articles of Incorporation, the Board of Directors may consist of between seven and nine members.

Membership of the Board is composed in such a way as to ensure it possesses all the competencies required to execute its strategic oversight and control over Givaudan. The Board's knowledge and diversity of experience are important assets in leading a company of Givaudan's size in a complex and fast-changing environment. Each of the current nine Board members has an in-depth knowledge of his or her relevant areas of expertise. Together, they ensure that the Company has all the competencies required.

Given the Company's business and its current 2025 strategy of 'Committed to Growth, with Purpose', the most relevant and important required competencies include:

- international senior business leadership
- Strategic oversight and implementation track record
- in-depth industry knowledge
- financial expertise
- innovation and technology (including digital)
- sales and marketing
- regulatory affairs.

The Board considers sustainability and ESG matters an integral part of the Company's strategy. Therefore, familiarity with ESG matters is required from all Board members, as are strong ethical values.

The Board regularly reviews the list of competencies and has established a long-term skill matrix for the assessment of existing and required competencies, which is used as a basis for Board succession planning.

In 2021, the Board did not add any new members. At the Annual General Meeting in March 2021, Calvin Grieder was re-elected as Chairman. Prof. Dr-Ing Werner Bauer was re-appointed Vice-Chairman by the Board. Thomas Rufer retired from the Board at the Annual General Meeting 2021 after 12 years on the Board.

#### 3.1 Members of the Board of Directors

As of 31 December 2021, the following were members of the Board of Directors:



##### Calvin Grieder Chairman

- Engineer
- Swiss national, born in 1955
- Non-executive
- First elected in 2014
- Chairman since 2017

In 1980, Calvin Grieder started his career as Marketing Manager with Georg Fischer Ltd in Switzerland and continued in various executive positions at Swiss and German companies in the field of automation and control, including Swisscom Telecom Ltd, where he served as Head of the Mobile and Internet business. He was CEO of the international engineering group Bühler from 2001 to 2016, a worldwide leader in food processing technology.

Calvin Grieder holds the following mandate in a company quoted on an official stock exchange: Chairman of the Board of SGS SA, world leader in testing, inspection and certification.

He holds the following mandates in companies that are non-quoted: Chairman of the Board of Bühler Group, Chairman of the Board of AWK group, member of the Board of Trustees of Avenir Suisse, owner and member of the Board of Carivel7 AG.

Calvin Grieder holds a Master of Science from the ETH Zurich and has completed an Advanced Management Program (AMP) at Harvard University.



##### Prof. Dr-Ing. Werner Bauer Vice-Chairman

- Businessman
- German & Swiss national, born in 1950
- Non-executive
- First elected 2014

Prof. Dr-Ing. Werner Bauer started his career as a university professor in chemical engineering at the Technical University in Hamburg, Germany. After serving as the Director of the Fraunhofer Institute for Food Technology & Packaging and as Professor in Food Bioprocessing Technology at the Technical University of Munich from 1985 to 1990, he joined world leading multinational food and beverage company Nestlé as Head of the Nestlé Research Centre in Lausanne in 1990. After heading commercially Nestlé South and East Africa he joined general

## Corporate governance

management as Executive Vice-President in 2002, responsible for technical, production, environment and R&D. In 2007 he became Chief Technology Officer and Head of Innovation, Technology, Research and Development, a position from which he retired in September 2013.

Prof. Bauer holds the following mandates in companies that are quoted on an official stock exchange: member of the Boards of multinational chemicals and biotechnology company Lonza Group AG and aseptic packaging systems and solutions provider SIG Combibloc AG. He holds the following mandates in companies that are non-quoted: Chairman of the Board of Trustees of the Bertelsmann Foundation, vice-chairman of the Board of Bertelsmann SE & Co. KGaA.

Prof. Dr-Ing. Werner Bauer received a Diploma and a PhD in Chemical Engineering from the University Erlangen-Nürnberg in Germany.



### Victor Balli Director

- Businessman
- Swiss national, born in 1957
- Non-executive
- First elected in 2016

Victor Balli started his professional career in 1985, working as a Financial Analyst & Business Development Manager with EniChem International SA in Zurich and Milan. From 1991 to 1995, he worked as a Principal with Adinvest AG, a corporate finance advisory company with offices in Zurich, San Francisco, New York, and London. Victor Balli held various positions at Minibar, a leading hospitality supplier, between 1996 and 2005, most recently as Chief Executive Officer EMEA as of 2005. From 2007 to 2018 Victor Balli was Chief Financial Officer and member of the Executive Committee of Barry Callebaut AG, a leading manufacturer of high-quality chocolate and cocoa products.

Victor Balli holds the following mandates in companies that are quoted on an official stock exchange: member of the Boards of plant breeding and seed producer KWS Saat SE & Co. KGaA, multinational specialty chemical company SIKA AG and medical devices company Medacta International SA.

He holds the following mandates in companies that are non-quoted: Member of the Boards of the Federal Audit Oversight Authority, Hemro AG and the Supervisory Board of Louis Dreyfus Company Holding B.V.

Victor Balli has a Masters in Economics from the University of St. Gallen and a Masters in Chemical Engineering from the Swiss Federal Institute of Technology in Zurich.



### Lilian Biner Director

- Businesswoman
- Swedish national, born in 1962
- Non-executive
- First elected 2011

Lilian Biner has senior management experience from retail and consumer goods companies. These posts have most recently included Chief Financial Officer and Executive Vice President with Axel Johnson AB, a company building and developing trade and service businesses, in 2007 and Head of Strategic Pricing for Electrolux Major Appliances Europe, a company she joined in 2000 as head of HR and Organisational Development.

Lilian Biner holds the following mandates in companies that are quoted on an official stock exchange: member of the Boards of investment company LE Lundbergföretagen and brewery company Carlsberg A/S and manufacturing and engineering company Alfa Laval.

She holds the following mandates in companies that are non-quoted: member of the Boards of management consulting services a-connect (group) ag, automotive industry company Scania AB and sports supplier LeDap Group AB.

Lilian Biner is a graduate of the Stockholm School of Economics.



### Michael Carlos Director

- Businessman
- French national, born in 1950
- Non-executive
- First elected 2015

Michael Carlos started his career with Givaudan in 1984 as General Manager in Hong Kong. He became Head of the European Creative Centre in Argenteuil in 1992 where he was in charge of integrating the creative resources from Givaudan and Roure. In 1999, he was appointed Global Head of Consumer Products and then President of the Fragrance Division in 2004, a position from which he retired in 2014.

Michael Carlos holds the following mandates in companies that are non-quoted: Member of the Boards of Manus Bio Inc. and Scent Design SA. He is the former Chairman of RIFM (The Research Institute of Fragrance Materials) and of IFRA (The International Fragrance Association)



## Corporate governance

Michael Carlos holds an MBA from the Indian Institute of Management and a degree in chemical engineering from the Indian Institute of Technology.



### **Ingrid Deltenre** Director

- Businesswoman
- Dutch & Swiss national, born in 1960
- Non-executive
- First elected 2015

Ingrid Deltenre has held several executive positions in the press and media including Director of Publisuisse from 1999 to 2004, and Director of the leading public TV broadcaster in German-speaking Switzerland, Schweizer Fernsehen, from 2004 to 2009. In 2010, she became Director General of the Geneva-based European Broadcasting Union (EBU), a position she held until June 2017.

She holds the following mandates in companies that are quoted on an official stock exchange: member of the Board of Banque Cantonale Vaudoise and member of the Supervisory Board of Deutsche Post/DHL.

She also is member of the board of Akara Funds, member of Agence France Presse, Member of the Executive Board of the Executive Education of the University of Zurich and member of the Foundation Board Schweizer Berghilfe.

Ingrid Deltenre holds a Master of Arts in Journalism, Educational Sciences and biological Anthropology from the University of Zurich.



### **Olivier Filliol** Director

- Businessman
- Swiss national, born in 1967
- Non-executive
- First elected 2020

Olivier Filliol started his professional career as a strategy consultant with Bain & Company, working in the Geneva, Paris and Sydney offices. In 1998, he joined Mettler Toledo International Inc., a global manufacturer and marketer of precision instruments for use in laboratory, industrial and food retailing applications. From 1998 to 2021 he served in various positions including General Manager of the company's North American checkweighing operations, Head of Process Analytics and Head of Global Sales, Service and Marketing and, from 2008 until 2021, as President and Chief Executive Officer.

He holds the following mandates in companies that are quoted on an official stock exchange: member of the Board of Directors of Mettler Toledo International Inc.

Olivier Filliol holds a Master (lic. oec.) and Ph.D. (Dr. oec.) in Business Administration from the University of St. Gallen, Switzerland. He also completed executive education at the Business School of Stanford University.



### **Sophie Gasperment** Director

- Businesswoman
- French national, born in 1964
- Non-executive
- First elected 2020 (as of 1 September 2020)

Sophie Gasperment joined the world-leading beauty and personal care company L'Oréal from business school, in 1986. After 14 years in operational and strategic marketing positions, she was appointed General Manager for L'Oréal in the UK. She remained UK-based for the following 14 years, notably as L'Oréal UK/Ireland Managing Director, as well as Chair and global Chief Executive Officer of The Body Shop, the iconic English omnichannel brand spanning 60 countries and c. 20,000 people strong. She then led L'Oréal's Strategic Prospective and the group's Financial communication, with a specific focus on digital acceleration. Since 2019, she has been Senior Advisor at Boston Consulting Group, Non-Executive Director of listed companies and Angel investor in a number of innovative ventures.

Sophie Gasperment holds the following mandates in listed companies: Member of the Board of global hospitality company Accor (up until the 2022 AGM) where she chairs the Nomination, Remuneration and CSR Committee, Member of the Board of international home improvement retailer Kingfisher plc, where she chairs the Responsible Business Committee, Member of the Supervisory Board of international investment company D'Ieteren Group, and Lead Independent Director of Nasdaq-listed technology company Cimpres.

She is a graduate of ESSEC business school and of INSEAD. She had the opportunity to contribute to the Business Advisory Council of Saïd Business School, Oxford University.

### **3.2 Other activities and vested interests**

Please refer to the biographies of the Board members described in section 3.1 for their other activities and vested interests.

## Corporate governance

Except for those described in section 3.1, no Board member of Givaudan SA holds any material permanent management or consultancy functions for significant domestic or foreign interest groups nor any significant official functions or political posts. The Board of Directors assesses the independence of its members.

As at 31 December 2021, all members of the Board of Directors were non-executive and independent in accordance with article 14 of the Swiss Code of Best Practice for Corporate Governance. None of the Board members has important business connections with Givaudan SA or any of its affiliates.

### 3.3 Rules in the Articles of Incorporation on the number of permitted activities pursuant to Art. 12 para. 1 point 1 of the Ordinance against Excessive Compensation (OaEC)

Article 32 of the Articles of Incorporation of the Company permits the following external mandates for members of the Board of Directors:

- Members of the Board of Directors may not hold more than four additional mandates in companies that are quoted on an official stock exchange and seven additional mandates in non-quoted companies.
- The following mandates are not subject to these limitations:
  - mandates in companies which are controlled by the corporation
  - mandates held by order and on behalf of the corporation or any controlled company. No member of the Board of Directors or of the Executive Committee shall hold more than ten such mandates
  - mandates in associations, foundations, charitable organisations, trusts, employee welfare foundations and other comparable structures. No member of the Board of Directors or of the Executive Committee shall hold more than 15 such mandates.

'Mandates' mean mandates in the supreme governing body of a legal entity which is required to be registered in the Swiss commercial register or a corresponding foreign register. Mandates in different legal entities which are under joint control are deemed one mandate.

 [DOWNLOAD](#)

[www.givaudan.com](http://www.givaudan.com) ▶ [Our company](#) ▶ [Corporate governance](#) ▶ [Rules and policies](#) ▶ [Articles of incorporation](#)

### 3.4 Elections and terms of office

#### 3.4.1 Principles of the election procedure, rules differing from the statutory legal provisions with regard to the appointment of the Chairman, the members of the Compensation Committee and the independent proxy

The Company amended its Articles of Incorporation at the Annual General Meeting 2014 to align with the requirements of the OaEC. The rules regarding the appointment of the Chairman, the members of the Compensation Committee and the independent proxy do not deviate from the statutory legal provisions. All Board members, the Chairman, the members of the Compensation Committee and the independent proxy are elected annually and individually for one year, being the time from one ordinary Annual General Meeting to the next one.

#### 3.4.2 For each Board member: date of first election to Board and attendance of meetings

For the dates of first election to the Board and attendance of Board and committee meetings, please refer to the tables on pages 7-9 and table on page 13.

### 3.5 Internal organisational structure

#### 3.5.1 Allocation of tasks among the Board members

The Chairman is elected annually at the Annual General Meeting. He prepares the agenda and chairs meetings of the shareholders, convenes, prepares and chairs the meetings of the Board of Directors, coordinates the work of the Board committees, prepares and supervises the implementation of resolutions of the Board of Directors (to the extent not delegated to a committee), supervises the course of business and the activities of the Executive Committee, proposes succession candidates for appointment to the Board of Directors or to the Executive Committee and proposes the global remuneration of the Chief Executive Officer and other members of the Executive Committee to the Compensation Committee.

The Chairman receives all invitations and minutes of Committee meetings and is entitled to attend these meetings. The Chairman further decides in cases which fall under the tasks and powers of the Board of Directors, but in which a timely decision of the Board of Directors cannot be made because of urgency. In such cases, the Chairman informs the members of the Board of Directors as quickly as possible and the corresponding resolution is minuted at the next Board meeting.

If the Chairman is unable to act, the Vice-Chairman exercises his functions, assuming all his tasks and powers.

## Corporate governance

### 3.5.2 For each committee of the Board of Directors:

#### List of members – tasks – areas of responsibility

The Board of Directors has four established Committees: an Audit Committee, a Nomination and Governance Committee, a Compensation Committee and an Innovation Committee. Each committee is led by a Committee Chairman whose main responsibilities are to organise, lead and minute the meetings. For the participation of the Board members in the committees, please refer to the table on this page and on page 13.

The Board of Directors has not established a dedicated committee for sustainability/ESG matters because it considers sustainability and ESG matters an integral part of the Company's strategy and therefore a full Board topic, not a committee topic. Certain aspects of sustainability and ESG matters are reviewed in the various committees as appropriate, including ESG criteria for executive remuneration in the Compensation Committee, but focus projects are reviewed by the full Board.

#### Audit Committee

The primary function of the Audit Committee is to assist the Board in fulfilling its oversight responsibilities by reviewing the financial information, the systems of internal controls and the audit process. It carries out certain preparatory work for the Board of Directors as a whole. The Audit Committee currently consists of three members of the Board. All of them have the requisite financial experience.

The Audit Committee ensures that the Company's risk management systems are efficient and effective. It promotes effective communication among the Board, management, the internal audit function and external audit. It reviews and approves the compensation of the external auditors for the annual audit.

The Audit Committee held four regular meetings in 2021, each lasting approximately three to four hours. Due to the COVID-19 pandemic, all meetings were held by videoconference. The Head of Internal Audit, the Chief Financial Officer, the Corporate Ethics & Compliance Officer and the External Lead Audit Partner attended all meetings, apart from certain private sessions. The Chairman of the Board attended three meetings.

#### Compensation Committee

The Compensation Committee reviews and recommends the compensation policies to the Board of Directors. It approves the remuneration of the Chief Executive Officer and the other

## Board committees<sup>1</sup>

### AC AUDIT COMMITTEE

**Victor Balli (Chairman), Lilian Biner, Olivier Filliol**

- Assists the Board in its oversight responsibilities with respect to financial reporting
- Ensures effectiveness and efficiency of internal control, risk management and compliance systems
- Assesses and overviews the internal and external audit processes

### CC COMPENSATION COMMITTEE

**Prof. Dr-Ing. Werner Bauer (Chairman), Ingrid Deltenre, Victor Balli**

- Reviews and recommends the compensation policies to the Board
- Approves the remuneration for the Executive Committee
- Prepares the Compensation Report

### NGC NOMINATION AND GOVERNANCE COMMITTEE

**Calvin Grieder (Chairman), Ingrid Deltenre, Michael Carlos, Sophie Gasperment**

- Assists the Board in applying principles of good corporate governance
- Prepares appointments to the Board and the Executive Committee

### IC INNOVATION COMMITTEE

**Michael Carlos (Chairman), Calvin Grieder, Prof. Dr-Ing. Werner Bauer, Olivier Filliol**

- Assists the Board in scientific matters relating to the flavours, fragrances and cosmetics Industry
- Identifies opportunities, proposes and screens potential innovation partner

<sup>1</sup> All committee members were part of their respective committee(s) for the entire year of 2021.

members of the Executive Committee as well as all performance-related remuneration instruments and pension fund policies. Since the Swiss Ordinance against Excessive Compensation came into force, the Committee prepares the Compensation Report to be established by the Board.

The Compensation Committee consists of three members of the Board who are elected annually by the Annual General Meeting of shareholders. The Committee takes advice from external independent compensation specialists and consults with the Chairman and the Chief

## Corporate governance

Executive Officer on specific matters where appropriate. Since the Annual General Meeting 2014, the members of the Compensation Committee are elected by the shareholders from the re-elected Board members.

In 2021, the Compensation Committee met four times. The average duration of each meeting was approximately 1.5 to 2 hours. Due to the COVID-19 pandemic, all meetings were held by videoconference. During these meetings the Committee reviewed, among other things, the short-term and long-term incentive plan parameters as well as the alignment of Executive Committee and Board of Directors compensation with the Company's principles and policy. The Committee also reviewed the design of the long-term incentive plan to ensure alignment with the Givaudan 2025 strategy. The Chairman, the Chief Executive Officer, the Head of Global Human Resources and/or the Head of Compensation and Benefits attended relevant sections of the meetings.

### READ MORE

on the role of this committee in establishing and reviewing compensation policies  
▶ page 23 ▶ Compensation committee

### **Nomination and Governance Committee**

The Nomination and Governance Committee assists the Board in applying the principles of good corporate governance. It prepares appointments to the Board of Directors and the Executive Committee and advises on the succession planning process of the Company. It consists of four members of the Board.

The Nomination and Governance Committee met three times during 2021, to review the independence of Board members and to review the succession plans of critical leadership positions as well as the evolution of the board succession. Due to the COVID-19 pandemic, all meetings were held by videoconference. Each meeting lasted between one and one and a half hours. The CEO and the Head of Global Human Resources attended relevant sections of the meetings.

### **Innovation Committee**

The Innovation Committee advises the Board on scientific matters relevant to the flavour, natural ingredients and fragrance and cosmetics industry, or other additional fields the Board may request. It acts as a sounding board to the Board of Directors and research management, reviewing activities in different fields of research, looking at new opportunities and possible partnerships and reviewing projects on a detailed basis as required. It also serves as a

platform for Board dialogue with the relevant members of the Executive Committee and the divisional Heads of Science and Technology. The Innovation Committee consists of four members of the Board.

The Innovation Committee met twice during 2021. Due to the COVID-19 pandemic, all meetings were held by videoconference. On average each meeting lasted approximately four to six hours. The CEO, the Division Heads and the divisional Heads of Science and Technology were present. External speakers also attended the meetings. The Committee reviewed key areas of the innovation programme, which included naturals, nutrition, cultured meats, biotechnology delivery systems and external innovation collaborations.

### **3.5.3 Work methods of the Board and its Committees**

Board meetings are held periodically and also when matters require a meeting, or on the written request of one of the members of the Board. Ordinary Board meetings are held on average once a quarter plus one additional ordinary Board meeting to approve the Annual Report. The Chairman, after consultation with the Chief Executive Officer, sets the agenda for each Board meeting. Decisions may also be taken by circulation (in writing, including by PDF sent by e-mail) or by telecommunication (including telephone and videoconference), provided that none of the Board members requests a formal meeting.

Meetings of Board Committees are usually held in connection with Board meetings, with additional meetings scheduled as required. The Board of Directors receives regular reports from its Committees and the Chairman, as well as from the Executive Committee.

Minutes of Committee meetings are prepared by the secretary of the respective Committee and circulated to all Board members. In preparation for Board and committee meetings, the Board members involved receive pertinent information for pre-reading via a secure electronic document sharing system.

In 2021 the Givaudan Board of Directors held six regular meetings including one constitutive meeting directly following the general meeting of shareholders. In addition, the Board held two extraordinary meetings. Due to the COVID-19 pandemic, five of the six regular meetings as well as the two extraordinary meetings were held by videoconference and one was held in person at the Company's sites in Paris, France. To ensure the efficiency of the video meetings the Chairman held a number of one-on-one calls/meetings with individual Board members throughout the year. No meetings were held at Givaudan locations outside Switzerland. The ordinary meetings

## Corporate governance

in person lasted for around one day each, the ordinary meetings by videoconference for four to six hours each and the two extraordinary meetings around one hour each.

Apart from the constitutive meeting directly following the general meeting of shareholders and the extraordinary meetings by telephone, the Company's operational and financial performance was presented by management and reviewed by the Board during each Board meeting. The Board was also informed about, and discussed all major business development and investment projects, management succession planning and compensation and other major business items as well as the findings of Internal Audit and risk management. The Chief Executive Officer, the Chief Financial Officer and the presidents of the two divisions were present at all ordinary meetings, except for the constitutive meeting and certain closed sessions. The other members of the Executive Committee attended five ordinary meetings. Selected senior managers were invited to address specific projects at ordinary Board meetings. The Head of Internal Audit and the Corporate Ethics & Compliance Officer each reported once to the Board of Directors. The CEO and the CFO attended both extraordinary meetings, as did the Head of Corporate Finance & Business Development. The presidents of the two divisions and the Global Head of Procurement and Sustainability attended one extraordinary meeting each.

To ensure that the Board always remains able to exercise effective oversight and leadership of the Company, the Board conducts an annual self-assessment. The assessment starts with a confidential survey of all Board members organised by the Board Secretary. The results of the survey are summarised by the Chairman and discussed by the full Board. Any findings are addressed to ensure the continued effectiveness of the Board. In 2021 the Board conducted one annual self-assessment.

The Board also held continuous discussions of succession planning for itself and for the Executive Committee. Succession plans are prepared by the Chairman with the support of the Nomination and Governance Committee and discussed in the Committee and with the full Board in closed sessions. Professional executive search specialists support searches of new Board members on the basis of specific selection criteria based on the evolving competency needs of the Company and in line with diversity considerations.

The attendance of Board members at Board and Committee meetings in 2021 as well as the average duration of the meetings can be seen in the table below.

### Meetings: attendance 2021

Board member	Number of Board meetings / calls attended		Number of Audit Committee meetings/calls attended	Number of Compensation Committee meetings/calls attended	Number of Nomination and Governance Committee meetings/calls attended	Number of Innovation Committee meetings/calls attended
	ordinary	extraordinary				
Calvin Grieder	6	2	3	4	3	2
Victor Balli	6	1	4	4		
Prof. Dr-Ing. Werner Bauer	6	2		4		2
Lilian Biner	6	2	4			
Michael Carlos	6	2			3	2
Ingrid Deltenre	6	2		4	3	
Olivier Filliol	6	2	4			2
Sophie Gasperment	6	2			3	
Thomas Rufer (Board member until 25/03/2021)	2	1	1			
<b>Meetings held in the year</b>	<b>6</b>	<b>2</b>	<b>4</b>	<b>4</b>	<b>3</b>	<b>2</b>
<b>Average length of meetings</b>	<b>6-8 hours (ordinary)</b>		<b>3 to 4 hours</b>	<b>1.5 to 2 hours</b>	<b>1 to 1.5 hour</b>	<b>4 hours</b>

## Corporate governance

### 3.6 Definition of areas of responsibility

The Board of Directors is responsible for the ultimate direction, strategic supervision and control of the management of the Company, as well as other matters which, by law, are under its responsibility. This includes the establishment of medium- and long-term strategies and of directives defining Company policies and the giving of the necessary instructions in areas such as acquisitions, major investments and long-term financial commitments exceeding certain thresholds.

In accordance with Swiss law, the Articles of Incorporation and the Board Regulations of Givaudan, the duties of the Board of Directors include the following matters:

- the ultimate management of the Company and, in particular, the establishment of medium- and long-term strategies and of directives defining Company policies and the giving of the necessary instructions
- the establishment of the organisation
- the approval of the annual Group budget
- the structuring of the accounting system and of the financial controlling, as well as the financial planning
- the assessment of the Company’s risk management
- the decision on investments in, or divestments of, fixed and tangible assets of a global amount exceeding the limit set by the corporate investment guidelines established by the Board of Directors
- the appointment and removal of the persons entrusted with the management and representation of the Company, in particular the Chief Executive Officer and the other members of the Executive Committee
- the ultimate supervision of the persons entrusted with the management, in particular with respect to compliance with the law, the Articles of Incorporation, regulations and instructions given in any areas relevant to the Company, such as working conditions, environmental protection, trade practices, competition rules, insider dealing and ad hoc publicity

- the preparation of the annual business report, as well as the preparation of the Annual General Meeting of shareholders and the implementation of its resolutions
- the notification of the court in case of insolvency
- the decisions regarding the subsequent performance of contributions on shares not fully paid in
- the ascertainment of share capital increases to the extent that these fall under the powers of the Board of Directors and resulting confirmations and modifications to the Articles of Incorporation
- the verification of the special professional qualifications of the auditors.

Except as otherwise provided by Swiss law, the Articles of Incorporation and the Board Regulations, all other areas of management are fully delegated by the Board of Directors to the Chief Executive Officer, the Executive Committee and its members.

#### **DOWNLOAD**

[www.givaudan.com](http://www.givaudan.com) › Our company › Corporate governance › Rules and policies › **Board regulations of Givaudan**

### 3.7 Information and control instruments vis-à-vis senior management

The Board recognises that in order to be able to carry out its tasks of ultimate direction of the Company and supervision of the management, it needs to be fully informed about all matters that materially impact Givaudan. To ensure this, the Board has at its disposal an information and control system which comprises the following instruments:

#### **Management information system**

The Board ensures that it has sufficient information for appropriate decision-making through a management information system with wide-ranging information rights for the Board members:

- the Chairman of the Board receives invitations and minutes of Executive Committee meetings on a regular basis and the Chief Executive Officer and the Chief Financial Officer report regularly to the Chairman of the Board of Directors

## Corporate governance

- the Chief Executive Officer and the Chief Financial Officer are present and report at all regular Board meetings and answer all requests for information by the Board members about any matter concerning Givaudan that is transacted. Other members of the Executive Committee and selected senior managers are regularly invited to address specific projects at regular Board meetings. All members of the Executive Committee have a duty to provide information at meetings of the Board of Directors on request
- the Head of Internal Audit and the Corporate Ethics & Compliance Officer report to the Board once a year. The Board also receives annual reports on Environment, Health and Safety, Sustainability and Risk Management
- the Head of Internal Audit and the Corporate Ethics & Compliance Officer are present and report at each meeting of the Audit Committee. The Chief Financial Officer is also present at all meetings of the Audit Committee, as are the external auditors
- the Head of Global Human Resources, the Head of Compensation & Benefits and the Chief Executive Officer are present at each Compensation Committee meeting, except when questions of compensation for Executive Committee members are being deliberated. The Chairman also attends the meetings of the Compensation Committee regularly
- all Board members have access to the full minutes of all Committee meetings
- the Board of Directors receives summarised monthly reports from the Executive Committee, which include performance against key performance indicators. All Board members are immediately informed on extraordinary events. They also have direct access to the Givaudan intranet where all internal information on key events, presentations and organisational changes are posted. In addition, the Board members receive relevant information, including media releases and information to investors and financial analysts
- in preparation for each Board meeting, the Board members receive information and reports from the Executive Committee and other members of senior management via a secure electronic document sharing system and other means of communication

- the Board of Directors visits at least one Givaudan country operation per year, where Board members meet members of senior local management. Additionally, Board members are encouraged to visit country operations when travelling and to meet local and regional senior management to allow Board members the opportunity of getting first-hand information on local and regional developments and interacting directly with management across the globe
- the Board has regular access to the Chief Executive Officer, Chief Financial Officer and the other members of the Executive Committee. Any Board member may request from the Chief Executive Officer and other members of the Executive Committee information concerning the course of the business.

### **Risk management**

Givaudan has established an internal risk management process that is based on the Givaudan Enterprise Risk Management Charter. It focuses on identifying and managing/exploiting risks.

The Board of Directors defines the strategic risk management framework. This process is under the responsibility of the Executive Committee. The risk management process follows a structured assessment, review and reporting cycle that is coordinated by the Corporate Ethics & Compliance Officer to ensure a harmonised Group-wide approach.

For each identified strategic top-level Company risk a member of the Executive Committee is designated as the risk owner with the responsibility to manage the risk on a Group-wide basis. Once a year the Executive Committee reports to the Board on the risk management process, the strategic risks and the mitigation actions. Individual risks are also regularly discussed in Board meetings. Corporate Internal Audit provides assurance on the effectiveness of the risk management process.

---

### **READ MORE**

Detailed information on how we manage risks and opportunities: 2021 Integrated Annual Report ▶ pages 30–31 ▶ **Managing risks**

### **Internal audit**

The Internal Audit function is established as an independent and objective function reporting directly to the Audit Committee.

## Corporate governance

The purpose of Internal Audit is to evaluate and contribute to the continuous improvement of the Company's risk management and control systems including the analysis and evaluation of the effectiveness of business processes and recommendations for adjustments where necessary.

Corporate Internal Audit uses a risk-based audit approach aimed at providing independent assurance on the effectiveness and efficiency of processes and controls that support Givaudan in achieving its objectives, identifying and managing its major risks, and ensuring compliance with applicable policies, laws and regulations. This approach follows a business process audit methodology that provides value to both, the local entities and the Group's management.

Givaudan corporate strategy, risk management findings, past audit results, management input, changes in the organisation and Internal Audit experience are the elements taken into account to build the annual internal audit plan. Effective reporting, accountability assignment, and thorough follow-up ensure the implementation of the audit recommendation as well as the related risk reduction. For the individual audits, the internal audit function is supported by dedicated staff from the third party contractor Ernst & Young. The internal audit activity is reported to the full Board of Directors once a year.

### 4. Executive Committee

The Executive Committee, under the leadership of the Chief Executive Officer, is responsible for all areas of operational management of the Company that are not specifically reserved to the Board of Directors.

The Chief Executive Officer is appointed by the Board of Directors upon recommendation of the Nomination Committee. Subject to the powers attributed to him, he has the task of achieving the strategic objectives of the Company and determining the operational priorities. In addition, he leads, supervises and coordinates the other members of the Executive Committee, including convening, preparing and chairing the meetings of the Executive Committee.

The members of the Executive Committee are appointed by the Board of Directors on recommendation of the Chief Executive Officer after evaluation by the Nomination Committee. The Executive Committee is responsible for developing the Company's strategic as well as long-term business and financial plans. Key areas of responsibility also include the management and supervision of all areas of the business development on an operational basis, and approving investment decisions.

The tasks and powers of the Executive Committee include the approval of investments, leasing agreements and divestments within the corporate investment guidelines. The Executive Committee approves important business projects, prepares the business plan of the Company and the budgets of the individual divisions and functions.

In addition, it plays a key role – together with the Human Resources organisation – in the periodic review of the talent management programme, including succession planning for key positions. Alliances and partnerships with outside institutions, such as universities, think tanks and other business partners, are also monitored by the Executive Committee.

The members of the Executive Committee are individually responsible for the business areas assigned to them.

The Executive Committee meets generally on a monthly basis to discuss general Company business and strategy. In 2021 the Executive Committee held twelve regular meetings. Due to the COVID-19 pandemic, eleven of the twelve meetings were held in a hybrid way with some members at Company sites in Switzerland and the others joining via videoconference, and one meeting was held in person at the Company's headquarters in Vernier, Switzerland. In general, meetings lasted two days.

### Sustainability

The Executive Committee (EC) is accountable for our Purpose and Sustainability ambitions. Topics related to these ambitions form part of the regular EC meeting agenda in addition to dedicated sessions – held twice a year – for reviewing the overall progress and strategic direction of our purpose / sustainability ambitions.

They are supported by the Sustainability Leadership Team (SLT), led by the Global Head of Procurement and Sustainability, made up of internal specialists on topics linked to purpose / sustainability. The SLT supports the organisation in reaching relevant goals, working closely with Division and functional leaders and managers, and meets on a regular basis to review progress and agree key recommendations for the EC.

[READ MORE](#)

On our sustainability governance: 2021 GRI sustainability report ▶ page 35



## Corporate governance

### 4.1 Members of the Executive Committee

At 31 December 2021, the following were members of the Executive Committee:



**Gilles Andrier** Chief Executive Officer

- French national
- Born in 1961
- Appointed in 2005

Gilles Andrier spent the first part of his career with Accenture in management consulting before joining Givaudan in 1993 as Fragrance Division Controller and Assistant to the Chief Executive Officer. He later held various positions including Head of Fragrance Operations in the USA and Head of Consumer Products in Europe. He was appointed Head of Fine Fragrances, Europe in 2001 before becoming Global Head of Fine Fragrances in 2003 and then CEO of Givaudan in 2005.

Other mandates held by Gilles Andrier are: independent non-executive Director of Albea SA.

Gilles Andrier graduated with two Masters in Engineering from ENSEEIH Toulouse.



**Tom Hallam** Chief Financial Officer

- British & Swiss national
- Born in 1966
- Appointed in 2017

Tom Hallam began his career in the UK working in various industries and positions. He moved to Switzerland in 1996 to join Serono in Geneva, where he held a number of positions of increasing responsibility including Financial Director for Manufacturing Operations, and in 2001 he was appointed Vice President, Corporate Finance. Tom Hallam joined Givaudan in 2008 as Group Controller, based in Vernier, Switzerland with responsibility for financial reporting and compliance, strategic planning and management of Givaudan's business development process. He was appointed Chief Financial Officer effective 1 January 2017.

Tom Hallam graduated from the University of Manchester, UK with a BA (Hons) in Accounting and Finance and subsequently qualified as a member of the Chartered Institute of Management Accountants.



**Louie D'Amico** President Taste & Wellbeing

- US national
- Born in 1961
- Appointed in 2018

Louie D'Amico began his career with Givaudan in sales as key account manager with Fries and Fries. On the merger with Givaudan Roure in 1997, he became the Head of the North America Sweet Goods business unit and later the North America Savoury business unit. In 2003, he relocated to Europe as Head of International Key Account Management and then Head of the Global Beverage business unit. In 2006, Louie D'Amico became Commercial Head of EAME. In 2010, he relocated back to the USA as Head of Flavours Americas. Effective 1 April 2018, he was appointed President of Taste & Wellbeing and a member of the Executive Committee.

Louie D'Amico has a BSc in chemistry from Michigan State University. He has over 30 years of experience in the flavour industry.



**Maurizio Volpi** President Fragrance & Beauty

- Italian national
- Born in 1969
- Appointed in 2015

Maurizio Volpi began his career in consumer goods with P&G and Reckitt Benckiser in Italy, working in various marketing roles. In 2000, he joined Givaudan Italy as Account Manager in Milan before moving to Argenteuil in 2003 as Head of Marketing Consumer Products Europe. Maurizio Volpi subsequently took on roles of increasing responsibility at the global level: Head of Global Marketing Consumer Products, Head of Global Marketing and Consumer Market Research for both Consumer Products and Fine Fragrances, and World Account Manager for Unilever. He was appointed Regional Head of Western and Eastern Europe (WEE) for the Consumer Products business in 2012 and in 2015 became President of Givaudan Fragrance & Beauty.

Other mandates held are: member of the Boards of Directors of International Fragrance Association and the Research Institute for Fragrance Materials.

Maurizio Volpi holds a degree in Economics from the Bocconi University in Milan, Italy.

## Corporate governance



### **Simon Halle-Smith** Head of Global Human Resources and EHS

- British national
- Born in 1966
- Appointed in 2015

Simon Halle-Smith began his career in the pharmaceutical industry in 1991. He worked with Eli Lilly & Company in the UK in Clinical Trial Project Management, Sales and Human Resources. In 2004, he joined Quest as HR Director for the UK, before being appointed European HR Director in 2005. When Quest was acquired by Givaudan in 2007, he continued as European HR Director before being appointed Head of HR for the Fragrance Division in 2009. In 2015, Simon Halle-Smith became Head of Global Human Resources and a member of the Executive Committee. He took on the additional responsibility for Environment, Health and Safety (EHS) as of March 2017.

Simon Halle-Smith has a Bachelors in Biology and Chemistry and a PhD in Biochemistry from the University of East Anglia in the UK.

Other mandates held are: director of Geranium Management Ltd., United Kingdom.



### **Willem Mutsaerts** Head of Global Procurement and Sustainability

- Dutch national
- Born in 1962
- Appointed in 2015

Willem Mutsaerts joined Givaudan in 1989, initially with responsibility for sales in Benelux. He moved on to become Regional Account Manager for the APAC region in Singapore before being appointed Head of Global Purchasing for Fragrances. In 2001, he took commercial responsibility for Fragrance consumer products in the EAME region, and in 2007 was appointed Head of Global Operations Fragrances.

Willem Mutsaerts became Head of Global Procurement and a member of the Executive Committee in October 2015. As of March 2017, he took on the additional responsibility of head of Givaudan's Sustainability programme.

Willem Mutsaerts has a degree in international marketing and is the holder of an MBA obtained at Golden Gate University in Singapore.



### **Anne Tayac** Head of Givaudan Business Solutions

- French national
- Born in 1968
- Appointed in 2016

Anne Tayac began her career as a Quality Assurance coordinator with Robertet in Grasse. She joined Givaudan France in 1996 as Head of Quality Management before being promoted to Global Head of Fragrance Quality Management in 1998. Anne Tayac relocated to Vernier in 2003 where she assumed roles of increasing responsibility in Quality Management, Customer Care, SAP deployment change management, Fragrance and Flavour Supply Chain Excellence and was most recently responsible for leading Global Fragrance Operations. She was appointed as Head of Givaudan Business Solutions in August 2016.

Anne Tayac has a Master in Flavours and Fragrances from Sciences University in Le Havre, France and in Analytical Control and Quality from Sciences University in Marseille, France.

#### **4.2 Other activities and vested interests**

Please refer to the biographies of the members of the Executive Committee described in section 4.1 for their other activities and vested interests.

Except for those described in section 4.1, no member of the Executive Committee of Givaudan SA holds any material permanent management or consultancy functions for significant domestic or foreign interest groups nor any significant official functions or political posts.

## Corporate governance

### 4.3 Rules in the Articles of Incorporation on the number of permitted activities pursuant to Art. 12 para. 1 point 1 OaEC

Article 32 of the Articles of Incorporation of the Company permits the following external mandates for members of the Executive Committee:

- Members of the Executive Committee may, subject to approval by the Board of Directors, hold up to two mandates in quoted or non-quoted companies.
- the following mandates are not subject to these limitations:
  - mandates in companies which are controlled by the corporation
  - mandates held by order and on behalf of the corporation or any controlled company. No member of the Board of Directors or of the Executive Committee shall hold more than ten such mandates
  - mandates in associations, foundations, charitable organisations, trusts, employee welfare foundations and other comparable structures. No member of the Board of Directors or of the Executive Committee shall hold more than 15 such mandates.

'Mandates' mean mandates in the supreme governing body of a legal entity which is required to be registered in the Swiss commercial register or a corresponding foreign register. Mandates in different legal entities which are under joint control are deemed one mandate.

---

#### [DOWNLOAD](#)

[www.givaudan.com](http://www.givaudan.com) ▶ Our company ▶ Corporate governance ▶ Rules and policies ▶ **Articles of incorporation**

### 4.4 Key elements of all management contracts between the issuer and companies (or natural persons) not belonging to the Group

The Company has not entered into any management contracts with third parties that fall within the scope of Subsection 4.4 of the SIX Directive on Information Relating to Corporate Governance.

## 5. Compensation, shareholdings and loans

In accordance with the Swiss Code of Obligations and the SIX Directive on Corporate Governance, Givaudan publishes the details of the remuneration of its Board of Directors and its Executive Committee in the Integrated Annual Report as well as the Compensation report and the Financial report.

## 6. Shareholders' participation

### 6.1 Voting rights and representation restrictions

#### 6.1.1 All voting rights restrictions; indication of any statutory group clauses and rules on granting exceptions, particularly in the case of institutional voting rights representatives

At the Annual General Meeting of shareholders on 20 March 2014, the previously existing registration and voting rights restrictions were removed. Today, the Company has no limitations on voting rights for ordinary shareholders.

For restrictions on nominee shareholders, see section 2.6.3.

#### 6.1.3 Reasons for granting exceptions in the year under review

Not applicable as the Company does not have any voting rights restrictions for ordinary shareholders.

#### 6.1.4 Procedure and conditions for abolishing statutory voting rights restrictions

Any change in the above rules requires a positive vote of the absolute majority of the share votes represented at a shareholders' meeting, as prescribed by Swiss law.

#### 6.1.5 Statutory rules on participation in the general meeting of shareholders if they differ from applicable legal provisions

There are no deviations from the Swiss legal provisions.

Any shareholder who, on the day determined by the Board of Directors, is registered as a shareholder with voting rights has the right to attend and to vote at the shareholders' meeting. Each shareholder may be represented at the shareholders' meeting by another shareholder who is authorised by a written proxy, by a legal representative or by the independent voting rights representative ('independent proxy') elected by the Annual General Meeting of shareholders.

#### 6.1.6 Information on any rules which might be laid down in the Articles of Incorporation on the issue of instructions to the independent proxy, and any rules in the Articles of Incorporation on the electronic participation in the general meeting of shareholders

Article 10 of the Articles of Incorporation of the Company states that the Board of Directors establishes the rules on shareholder participation and representation in the shareholders' meeting, including the rules on proxies and voting instructions (by electronic means or otherwise).

## Corporate governance

### 6.2 Statutory quorums

The Articles of Incorporation of Givaudan SA follow the majority rules prescribed by Swiss law for decisions of general meetings of shareholders.

### 6.3 Convocation of the general meeting of shareholders

The convocation of shareholders registered with voting rights to general shareholders' meetings is made by publication in the Swiss official trade journal (SHAB/FOSC) at least 20 days prior to the day of the meeting. Shareholders representing at least 10% of the share capital may demand in writing that a shareholders' meeting be convened, setting forth the items to be included on the agenda and the proposals.

### 6.4 Agenda

Shareholders representing shares for a nominal value of at least CHF 1 million may demand in writing at least 45 days before the meeting that an item be included in the agenda, setting forth the item and the proposal.

### 6.5 Inscriptions into the share register

Shareholders will be registered with a right to vote in the share register of Givaudan SA until the record date set by the Board of Directors for each shareholders' meeting. The register date for the ordinary general meeting is specified in the invitation and is set approximately two weeks before the meeting. Only shareholders who hold shares registered in the share register with a right to vote at a certain date, or their representatives, are entitled to vote.

Givaudan SA has not granted any exceptions to this rule.

## 7. Change of control and defence measures

### 7.1 Duty to make an offer

The Articles of Incorporation of Givaudan SA do not contain any rules on opting out or opting up under Swiss law.

General Swiss legal provisions apply, which provide that anyone who acquires more than 33.3% of the voting rights of a listed company is required to make a public offer to acquire all listed securities of the Company that are listed for trading on the SIX Swiss Exchange.

### 7.2 Clauses on changes of control

In the event of a change of control, restricted share units (RSUs) and performance shares granted, as the case may be, by the Company to members of the Board of Directors and to a total of 506 senior management and employees may vest immediately. All other defence measures against change of control situations previously in effect were deleted by the Board of Directors in 2007.

## 8. Auditors

### 8.1 Duration of the mandate and term of office of the lead auditor

At the Annual General Meeting of shareholders on 26 March 2009, Deloitte SA was first appointed as Group and statutory auditor of Givaudan SA and its affiliates and has held the audit mandate since that time. At the Annual General Meeting of shareholders on 25 March 2021, Deloitte SA was reappointed as statutory auditor for the business year 2021. The rotation of the lead auditor follows the legally required maximum duration of seven years in accordance with the art. 730a para. 2 of the Swiss Code of Obligations. Since March 2016, the responsible lead auditor for the Givaudan audit at Deloitte has been Ms Karine Szegegi Pingoud, Partner.

The Audit Committee and the Board reconsider on an annual basis whether the statutory auditors should be proposed for re-election to the shareholders' meeting.

### 8.2 Auditing fees

The fees of Deloitte for professional services related to the audit of the Group's annual accounts for the year 2021 were CHF 3.7 million. This amount includes fees for the audit of Givaudan SA, its subsidiaries, and of the consolidated financial statements.

### 8.3 Additional fees

In addition, for the year 2021, Deloitte rendered tax and compliance related services for a total of CHF 0.6 million.

### 8.4 Informational instruments pertaining to the external audit

The external auditor presents the outcome of the audit directly to the Audit Committee after the end of each reporting year.

The Audit Committee conducts an assessment of the audit services provided by Deloitte during its regular meetings to evaluate the performance of Deloitte as external auditors.

## Corporate governance

The Audit Committee meets the external auditor at least four times per year, including private sessions without the presence of management. For each meeting the external auditors prepare a report in which they comment on their activities and are available for particular questions raised by the Audit Committee. In addition the Board of Directors meets with the external auditor as well at least once per year.

Furthermore, the Audit Committee reviews and approves the compensation and evaluates and approves other services provided by the external auditor.

The scope of the audit is defined in an engagement letter signed by the Chairman of the Audit Committee and the Chief Financial Officer.

During 2021 Deloitte attended all four of the Audit Committee meetings, except for certain closed sessions.

### 9. Information policy

Givaudan's Principles of Disclosure and Transparency are described in detail at:

[www.givaudan.com](http://www.givaudan.com) ▶ Our company ▶ Corporate governance ▶ **Rules and policies**

Givaudan's Articles of Incorporation can be found at:

[www.givaudan.com](http://www.givaudan.com) ▶ Our company ▶ Corporate governance ▶ **Rules and policies**

Hard copies of Company publications such as the Integrated Annual Report are available on request. Corporate publications such as the Integrated Annual Report, the Half Year Report and the GRI Sustainability report can also be downloaded from Givaudan's website at:

[www.givaudan.com](http://www.givaudan.com) ▶ Investors ▶ Financial results ▶ **Results centre**

Quarterly sales information and other media releases can be found at:

[www.givaudan.com](http://www.givaudan.com) ▶ Investors ▶ Financial results ▶ **Results centre**

All relevant information can also be found at:

[www.six-swiss-exchange.com](http://www.six-swiss-exchange.com) ▶ Market data ▶ Shares ▶ **Share explorer**

The complete calendar of events is available at:

[www.givaudan.com](http://www.givaudan.com) ▶ Investors ▶ Investor events ▶ **Events calendar**

For further information please contact: Pierre Bénaich, Head of Givaudan Media and Investor Relations, Chemin de la Parfumerie 5, 1214 Vernier, Switzerland

**T** +41 22 780 9093

**E** [givaudan.investors@givaudan.com](mailto:givaudan.investors@givaudan.com)

### 10. Quiet periods

To prevent transactions in Givaudan shares and related securities at times where non public price sensitive facts (as defined under art. 53 Listing Rules: hereafter Price Sensitive Information) may be available with respect to Givaudan's financials, the Company has enacted blackout periods during which the members of the Board of Directors of the Company, the members of the Executive Committee and all Givaudan employees worldwide are prohibited from dealing in Givaudan shares and related securities.

The blackout periods extend as follow:

- Annual Report and Half Year Report: Blackout periods start 10 trading days before the end of the reporting period concerned and last until close of business on the first trading day following the publication of the report.
- Quarterly sales: Blackout periods start 5 trading days before the end of the reporting period concerned and last until close of business on the first trading day following the publication of the report.

Blackout periods are without prejudice to the obligation of the members of the Board of Directors of the Company, the members of the Executive Committee and all Givaudan employees worldwide to refrain from dealing in Givaudan shares and related securities at any other times when in possession of price sensitive facts (as defined under art. 53LR) relating to Givaudan.

# COMPENSATION REPORT

## In this section

**23** Compensation governance

**24** Compensation principles

**26** Compensation of Givaudan executives

**32** Compensation of the Executive Committee

**34** Compensation of the Board of Directors

**36** Share ownership guidelines

**36** Ownership of Givaudan securities

**38** Report of the statutory auditor

# Reflecting business and individual performance

Givaudan owes its success to a diverse pool of highly engaged and talented people. The Company's compensation policies are an essential component of its employee value proposition and a key driver of both individual and business performance.

Compensation programmes reflect the performance of the business and of individuals and are aligned with the ambition of ensuring that Givaudan is a place where everyone feels welcome, valued and inspired. Rigorous governance, policies and processes to ensure that compensation practices are aligned with Givaudan's principles of integrity, fairness and transparency.

This report on compensation, complementing the integrated report, has been prepared in compliance with the Ordinance against Excessive Compensation in Listed Stock Companies (OaEC) and with the Directive on Information relating to Corporate Governance, issued by the SIX Swiss Exchange. The report also comprises information required under the Swiss Code of Obligations and takes into account the recommendations set out in the Swiss Code of Best Practice for Corporate Governance of Economiesuisse.

## 1. Compensation governance

### 1.1 Compensation Committee

The Compensation Committee supports the Board of Directors (Board) in establishing and reviewing compensation policies. It regularly reviews Company-wide programmes in regard to base salary, pension and benefit plans. The Compensation Committee also annually reviews and approves the performance targets and related payouts under the annual incentives and share-based long-term incentives, while the applicable performance criteria are set by the Board.

The Compensation Committee is also responsible for reviewing and approving individual compensation and benefits of each Executive Committee member as well as recommending compensation for the Board.

The Compensation Committee consists of three independent members of the Board and is currently chaired by Prof. Dr-Ing. Werner Bauer. The Chief Executive Officer (CEO) is regularly

invited to Compensation Committee meetings. The Head of Global Human Resources acts as secretary of the Compensation Committee. The Chairman of the Compensation Committee may invite other executives as appropriate. However, executives do not participate in discussions regarding their own compensation.

The Compensation Committee meets four to five times a year and informs the Board of its deliberations, recommendations and resolutions after each meeting. The minutes of the meetings are available to the full Board. The Committee utilises independent external consultants to benchmark the compensation of senior management and the Board.

Table I, on the next page, summarises the Compensation Committee standing agenda items and approvals.

### 1.2 Specific activities in 2021

#### Performance Share Plan (PSP)

After Givaudan articulated its purpose around the four focus areas of Creations, Nature, People and Communities, the Environment, Social and Governance (ESG) criteria were fully integrated into its 2025 business strategy. The Compensation Committee reviewed the Company compensation plans to ensure alignment with the purpose goals and ambitions. Accordingly, certain aspects of the PSP changed with effect from 1 January 2021. Details of these changes are explained in section 3.6.

#### Continuing response to COVID-19

In 2021, to provide further support to all employees as the pandemic continued to impact their mental health, the Company extended its employee benefit offering from a local to a comprehensive global Employee Assistance Programme. This offers a 24/7 helpline in over 200 languages on a variety of topics such as personal wellbeing, mental health, relationships, family matters and workplace challenges.

#### Equal pay certification

As part of its commitment to being recognised as a leading employer for inclusion, Givaudan has obtained equal pay certification in July 2021 for all sites in Switzerland. The Swiss Fair-ON-Pay certificate was received following an external review in accordance with the requirements of the Federal Office for Gender Equality.

The Company is working towards similar recognition in the other markets where it operates.

## Reflecting business and individual performance

### I. Compensation Committee standing agenda items and approval

Timing	Agenda items	Proposed <sup>1</sup>	Consultation	Approved
<b>Beginning of year</b>	Compensation report	Compensation Committee		Board of Directors <sup>3</sup>
	Prior year annual incentive achievement	CEO <sup>2</sup>		Compensation Committee
	Set current year performance targets	CEO <sup>2</sup>		Compensation Committee
	Long-term incentive award allocation	CEO <sup>2</sup>		Compensation Committee
	Maximum amounts for shareholder voting on Executive Committee and Board compensation	Compensation Committee		Board of Directors (preliminary) <sup>3</sup>
<b>Mid-year/end of year</b>	Long-term incentive achievement against targets	CEO <sup>2</sup>		Compensation Committee
	Compensation of the Executive Committee	CEO <sup>2</sup>		Compensation Committee <sup>3</sup>
	Compensation of the Board of Directors	Compensation Committee		Board of Directors <sup>3</sup>
	Changes to compensation system (if any)	Compensation Committee	Chairman	Board of Directors
	Preview of key items for next year	CEO / Compensation Committee		–

1. CEO compensation proposed by Chairman of the Compensation Committee.

2. Individual concerned does not attend/abstains.

3. Subject to shareholders' vote (binding vote on maximum compensation amounts, consultative vote on Compensation report).

### 1.3 Governance rules

The Articles of Incorporation of Givaudan include rules on the principles applicable to performance-related pay and to the allocation of equity securities, convertible rights and options (Arts. 23–25), additional amounts for payments to Executive Committee members appointed after the vote on pay at the shareholders' meeting (Art. 27), loans, credit facilities and post-employment benefits for the Executive Committee and Board (Arts. 30 and 31) and the vote on pay at the shareholders' meeting (Art. 26).

#### DOWNLOAD

[www.givaudan.com](http://www.givaudan.com) ▶ Our company ▶ Corporate governance ▶ Rules and policies ▶ **Articles of incorporation**

In line with Givaudan's Articles of Incorporation, the Board will submit the following maximum aggregate amounts for shareholder approval at the 2022 Annual General Meeting:

- Compensation of the Board for the period until the 2023 ordinary shareholders' meeting
- Short-term variable compensation of the Executive Committee for the 2021 fiscal year (Executive Committee retrospective vote)
- Fixed and long-term variable compensation of the Executive Committee for the 2022 fiscal year (Executive Committee prospective vote)

The calculation approach to be applied for determining the amounts to be approved by shareholders is aligned with the Compensation report valuation methodologies. Full details of the amounts to be submitted for approval will be included in the shareholders' meeting invitation.

Givaudan will also submit the 2021 Compensation report to a consultative vote at the 2022 Annual General Meeting.

## 2. Compensation principles

### 2.1 Board of Directors

In order to reinforce their independence in exercising their supervisory duties, members of the Board receive fixed compensation only. They are not eligible to any performance-based compensation and are not insured in the Company pension plans.

The Board compensation is paid in cash and in the form of Restricted Share Units (RSUs). RSUs are a right to receive shares of Givaudan after a three-year blocking period. They link the compensation with the share price evolution of the Company and strengthen the alignment with shareholders' interests.



## Reflecting business and individual performance

### 2.2 Executives and employees

The ability to attract, motivate and retain the right talented employees globally is key to the continued success of Givaudan. Our competitive remuneration policy supports this ambition and is based on the following principles:

- Pay for performance: through our variable pay plans, employees participate in the Company's overall success and are rewarded for their contribution to business results.
- Alignment of interests: Givaudan seeks to align management and shareholders' interests by rewarding long-term value creation through share-based programmes.
- External competitiveness: overall compensation positioning should enable Givaudan to attract and retain highly talented individuals critical to its success.
- Internal consistency and fairness: internal pay scales reflect job level, function and geographic market.

Givaudan's total compensation in 2021 is composed of the following elements:

- Base salary: base salaries are regularly benchmarked in each location and pay scales are reviewed annually according to local market evolution. As a general rule, pay scales are built around market median.

- Profit Sharing Plan: non-management employees participate in the global Profit Sharing Plan. Payouts are based on yearly evolution of Group EBITDA.
- Annual Incentive Plan: this plan covers all managers and executives globally. It rewards participants for the achievement of financial targets and other organisational and individual objectives. Depending on the achievement of performance criteria, payouts can vary between 0% and 200% of target payout.
- Performance Share Plan: this plan links executives and selected manager compensation to the evolution of the Givaudan share price and long-term business objectives through the award of performance shares. Depending on the achievement of performance criteria, participants may receive between zero and two Givaudan shares per performance share at the end of the three-year vesting period.
- Benefits (indirect compensation): benefit plans seek to address current and future security needs of employees. These generally include retirement, health, death and disability benefits. Benefits-in-kind such as Company vehicles are offered to certain employees according to local market practice.

As illustrated in table II, every Givaudan employee's remuneration is linked to Company performance through cash-based and/or share-based variable pay plans and is aligned with Givaudan's compensation principles.

### II. Givaudan compensation

Compensation	Base salary	Profit Sharing Plan	Annual Incentive Plan <sup>1</sup>	Performance Share Plan <sup>1</sup>	Benefits
<b>Participants (number of participants)</b>	All employees (17,000)	Non-management employees (12,000)	Managers and executives (5,000)	Executives and selected managers (500)	All employees (17,000)
<b>Payout</b>	Cash	Cash	Cash	Givaudan shares <sup>2</sup>	Insurances, pension, fringe benefits
<b>Link to compensation principles</b>	Attract and retain highly talented individuals. Provides internal consistency and fairness	Contribution to Group financial objectives	Contribution to Group financial objectives	Alignment of management with long-term targets and shareholders' interests	Protection against risk, attract and retain
<b>Alignment with the 2025 strategy</b>	Nurture a pipeline of industry experts and future leaders to develop skills for sustained success	Reward our people to share in Group profit	Achieve annual organic sales growth and EBITDA target and individual performance objectives	Achieve long-term organic sales growth and free cash flow targets, as well as people and nature ambitions linked to the Givaudan purpose	Same as base salary

1. The Annual Incentive Plan and Performance Share Plan are described in more detail in the next sections.

2. Unless local laws prevent allocation of Givaudan shares, in which case payout is in cash.

## Reflecting business and individual performance

### 3. Compensation of Givaudan executives

#### 3.1 Compensation benchmarking

The compensation of Givaudan executives, in terms of both structure and level, is regularly benchmarked against individuals in similar positions within selected listed Swiss companies (members of the Swiss Leader Index, or SLI) as well as European companies that are comparable in size and international presence. Comparable European companies included in our benchmarking may be selected from the following industries (Specific companies used for benchmarking of Executive Committee positions are disclosed in section 4.1 page 32):

- Flavour and fragrance
- Consumer products
- Food and beverage
- Speciality chemicals
- Biotechnology
- Ingredients.

To the extent that the median size of the peer group of companies differs from Givaudan's size (taking into account revenue and market capitalisation), regression techniques are applied to adjust raw survey results for strict comparability.

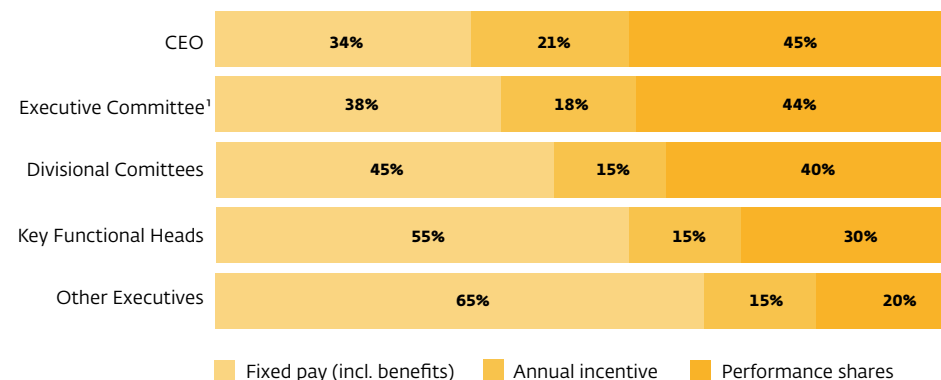
#### 3.2 Compensation mix

The total compensation of Givaudan executives consists of direct and indirect compensation components.

- Direct compensation consists of base salary, annual incentive and share-based components.
- Indirect compensation includes retirement coverage, health benefits, death and disability protection as well as certain benefits-in-kind according to local market practice.

Chart III illustrates the direct compensation mix at target for Givaudan executives in 2021.

#### III. Direct compensation mix policy guidelines



1. Excluding CEO.

Table IV below illustrates the structure and purpose of the two incentive schemes.

#### IV. Variable compensation overview

	Annual Incentive Plan	Performance Share Plan
<b>Participants</b>	Managers and executives	Key talent and executives
<b>Purpose</b>	To reward managers and executives for the achievement of annual organisational targets and overall individual performance	To link compensation to shareholder value creation and achievement of business objectives including the Givaudan purpose ambitions
<b>Grants</b>	Annual grant	Annual grant
<b>Vesting</b>	End of each year	3 years
<b>Conditions for vesting</b>	Achievement of annual EBITDA and sales growth targets	Achievement of relative sales growth and free cash flow targets over 4 years and for grants from 2021 onwards, targets also include achievement of net greenhouse gas (GHG) emission reduction (scope 1, 2 and 3), senior leader diversity (women and high growth market representation) and employee safety
<b>Payout</b>	Cash	Shares <sup>1</sup>

1. Unless local laws prevent allocation of Givaudan shares, in which case payout is in cash.

## Reflecting business and individual performance

### 3.3 Clawback provisions

As part of the Givaudan compensation programme and ensuring appropriate risk management, all incentive-based compensation (Annual Incentive Plan and Performance Share Plan (PSP)) is subject to clawback provisions. The respective plan rules provide the Compensation Committee with absolute discretion to cancel any payouts that would otherwise be due, including for reasons linked to an individual's performance or behaviour. With regard to the PSP, this means that any right to receive Givaudan shares at the end of the vesting period will lapse if such a determination is made by the Compensation Committee. In 2021, the Compensation Committee did not exercise clawback for any current or former Executive Committee members.

### 3.4 Base salary

Base salaries are established on the basis of the scope and responsibilities of the function, the external value of the role and the profile of the incumbent in terms of skills, experience and individual performance. To ensure market competitiveness, base salaries are reviewed annually. Base salary adjustments (if any) are based primarily on market evolution, taking into consideration the executive's performance and contribution to Company results.

### 3.5 Annual Incentive Plan

The Annual Incentive Plan is designed to reward managers' and executives' individual performance and contribution to Givaudan annual objectives.

#### Performance criteria

In 2021, the Annual Incentive Plan for Executive Committee members was based on the following performance criteria:

- Sales growth targets in local currencies: 50%
- EBITDA margin targets: 50%

For the purpose of the Annual Incentive Plan, EBITDA is expressed as a percentage of sales. Measurement at Group level is considered, except where divisional level is more appropriate having regard to the members' scope of responsibility.

Givaudan's compensation system has been designed for alignment with the Company's vision and strategy and enshrines the principles of pay for performance. To provide shareholders the ability to assess this performance link and in line with Givaudan's commitment to transparency, the Company discloses ex-post the overall payout factor under its variable pay plans. The disclosure approach protects the Company's commercially sensitive, forward-looking information. Provision of such information, such as relating to Annual Incentive Plan performance targets, could otherwise put the Company and its shareholders at a competitive disadvantage. Details of the Performance Share Plan threshold, targets and maximum are presented in the Compensation report.

Annual incentive payouts for managers and executives below the Executive Committee level are based on a mix of organisational performance objectives, cascaded from Givaudan Group objectives, and individual performance, taking into consideration achievement of personal objectives, day-to-day job responsibilities and the demonstration of behaviours in line with the Givaudan core values.

#### Incentive targets, caps and payouts

Expressed as a percentage of base salary, annual incentives at target were the following in 2021:

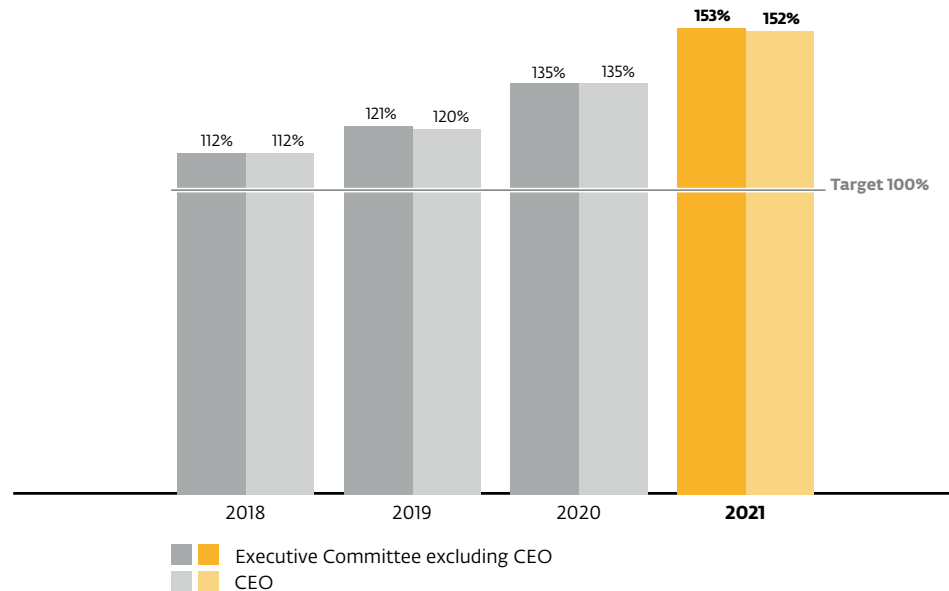
- Chief Executive Officer: 100%
- Chief Financial Officer and Division Presidents: 80%
- Other Executive Committee members: 60%
- Division Management Committee members: 35% – 50%
- Other executives and managers: 10% – 35%

Based on the performance achievements, incentive payouts may vary between 0% and a cap of 200% of target incentive. Minimum threshold achievement is required, otherwise no annual incentive is paid.

In 2021, sales growth and EBITDA was above target. This resulted in 152% of target payout for the Chief Executive Officer, and an average of 153% for the other members of the Executive Committee. Table V summarises historical annual incentive achievement against target since 2018.

## Reflecting business and individual performance

### V. Historical annual incentive achievement



### 3.6 Performance Share Plan

Executives and selected management members are eligible to participate in the Performance Share Plan (PSP), which is designed to reward executives and key talent who significantly influence the long-term success of the business and our purpose ambitions.

PSP participants are granted Performance Shares annually. The total number of Performance Shares granted, and the plan parameters generally, are approved each year by the Compensation Committee. Givaudan applies a policy to cap the maximum value of PSP allocations. For Executive Committee members the annual total grant value per member is approximately two times annual base salary.

Performance Shares vest three years from grant date based on the achievement of performance criteria measured over the performance period. The operation of the PSP is summarised in the following diagram.

### VI. Operation of the 2020 PSP Performance criteria



#### March

##### Grant date

Receive performance shares

#### March

##### Vesting date

Receive 0–2 Givaudan shares per performance share, based on the achievement of performance criteria

#### Performance target setting

For grants before 2021, performance is measured on the vesting date, based on the extent financial performance criteria have been met over the previous four years. Measuring performance over an extended four-year period is consistent with the long-term outlook of the business.

From 1 January 2021, a new PSP aligned with the Givaudan purpose was introduced. This purpose – Creating for happier, healthier lives with love for nature. Let's imagine together – includes four focus areas: Creations, Nature, People and Communities. The financial metrics of sales and free cash flow previously used to calculate the PSP are retained and updated, and are complemented by non-financial criteria linked to three of the four focus areas of the Givaudan purpose (details on page 30).

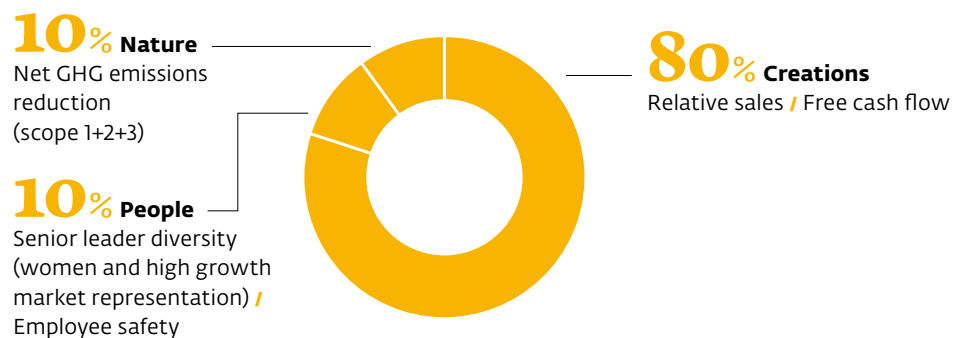
Within the focus areas, calculation criteria in the new PSP are:

- Creations – sales and free cash flow
- Nature – net greenhouse gas (GHG) emissions reduction in scope 1, 2 and 3
- People – senior leader diversity (women and high growth market representation) and employee safety.

## Reflecting business and individual performance

Stretched targets to be set in the focus areas in the new PSP pave the way for the achievement of our purpose aspirations, and a clear methodology and sufficient data will ensure that these targets are appropriate. All the non-financial metrics used in the new PSP will be rigorously measurable and audited.

The following chart reflects the proportion of contribution from the three focus areas of the Givaudan purpose.



### Creations performance criteria (80%)

Following the 2020 review of the Company compensation plans, the Compensation Committee considered the appropriateness of the existing flavour and fragrance industry peer group used in PSP calculations to benchmark organic sales growth. The nature of the Company's business has evolved in recent years with the acquisition of other businesses, and a new and broadened peer group was used for grants in 2021 to reflect this change:

- Relative average sales growth as compared to the sales growth of two equally weighted selected peer groups; and
- Cumulative free cash flow (FCF) margin, expressed as a percentage of cumulative sales.

The structure of performance criteria calculation has been specifically designed to be challenging.

As explained in section 3.7, these performance criteria from 1 January 2021 were complemented by non-financial criteria linked to the Givaudan purpose in the areas of net CHG emissions reduction, diversity and employee safety.

For average sales growth, this is compared with two peer groups:

- Peer Group 1 comprises companies from direct competitors in the flavour and fragrance industry and other consumer ingredient producers that publish sales in local currency. The peer companies currently included in the group are: DSM Nutrition, Kerry Taste & Nutrition, Firmenich, Hasegawa, IFF, Robertet, Sensient, Symrise and Takasago.
- Peer Group 2 comprises publically listed companies which reflect our customer segments and whose respective sales are representative of the mix of Givaudan business: Coca-Cola, PepsiCo, Danone, Nestlé, Mondelez, Kraft Heinz, General Mills, Henkel, Unilever, Reckitt, L'Oreal, P&G, Colgate, Estée Lauder and Coty.

The performance range for relative sales growth extends from –2% to 3% annualised sales growth versus both peer groups. Givaudan's performance versus both groups is weighted equally and measured over the four-year performance period (2018 to 2020 and prior: –1.5% to 2.5% for the direct competitor peer group).

In the case of FCF margin, final achievement is calculated as the average of the reported FCF margin for each of the four performance years. This means that Givaudan's FCF for each year of the performance period is summed, and this cumulative result is divided by the sum of Givaudan's sales in each year of the performance period. The assessment over four years ensures that the performance targets are stringent and reward sustained Company performance. The performance range extends from 9% to 17%.

Target setting and testing against targets follows adherence to strict governance policies. Careful consideration is given to Givaudan's performance and its projections. In addition, a reference test against historical achievements is conducted as depicted in table VII.

Targets set for the 2021 PSP remain aligned with our 2021 guidance, and within the overall objectives. In addition to the factors already mentioned, the assessment and target setting take into consideration the impact of significant investments (in particular, recent acquisitions) and ensuring targets are appropriately challenging.

## Reflecting business and individual performance

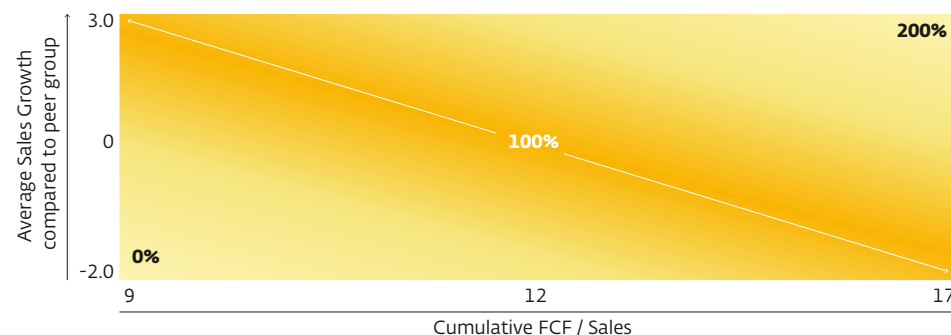
### VII. Historical FCF margin vs set target



- Cumulative FCF margin of the related previous performance period.
- Four-year target for corresponding PSP.

A 100% payout for the Creations targets can be obtained where a target combination of the Creations performance criteria is met, such as when relative average sales growth is in line with the peer groups and cumulative FCF margin is 12%. An additional payout cap applies, so that the extent to which outperformance on FCF may counterbalance lower sales growth achievement is restricted. Accordingly, in the event relative sales growth is below the peer group and FCF margin targets are achieved or exceeded, a cap of at 100% applies.

### VIII. Performance Share Plan Creations payout matrix



Darker region indicative of target achievement zone for 100% payout. Note that a cap at 100% applies in the event relative sales growth is below zero.

### Nature performance targets (10%)

One of the Company's purpose ambitions is to be climate positive by 2050 regarding GHG emissions relating to scopes 1 (direct emissions), 2 (owned indirect emissions) and 3 (not-owned indirect emissions). Givaudan has created a path to achieve this ambition and for 2021 PSP grants, they have a three-year target reduction of 40,000 (CO<sub>2</sub> equivalent tonnes) versus the 2020 baseline, reflected in table IX. below, with minimum, on target and maximum achievements.

### People performance targets (10%)

The Company also has purpose ambitions that it will reduce total recordable injury rate of employees by 50% by 2025, and increase participation in senior leadership of women and high growth market nationality to 50% by 2030. Givaudan has created a path to achieve these ambitions and for 2021 PSP grants it has a three-year target to reduce the total recordable injury rate (TRCR) to 0.90 incidents per 100,000 Full Time Equivalent employees at the end of 2023, and to increase senior leader representation by women and high growth markets by 6% by the end of 2023<sup>1</sup>. See table IX. below, with minimum, on target and maximum achievements.

### IX. Performance Share Plan People and Nature payout matrix

Payout	0%	100%	200%
<b>Nature performance targets</b>			
Net GHG reduction vs 2020 (CO <sub>2</sub> e tonnes)	-60,000 <sup>2</sup>	40,000	140,000
<b>People performance targets</b>			
% females in senior leadership <sup>1</sup>	26%	32%	38%
% HGM nationals in senior leadership <sup>1</sup>	24%	30%	36%
Safety TRCR 2023	1.24	0.90	0.63

- Senior leadership roles represent approximately the top 1% of the global workforce based on Givaudan's job classification system.
- Represents an annual increase of only 1% GHG emissions versus projected average organic sales growth of 4–5% per year.

### Share payout caps

For LTIP awards granted before 2021, based on the extent that performance criteria are met, the actual number of shares vesting at the end of the performance period may vary between 0% and 200% of the Performance Shares initially granted. The level of vesting is dependent on the combination of performance achievement against both criteria: relative sales growth and free cash flow.

## Reflecting business and individual performance

A payout of 200% would require an achievement level above the maximum threshold for both criteria.

An achievement level below the minimum threshold on either measure results in a 0% payout.

Different combinations of relative sales growth and FCF achievements within the above ranges lead to payouts between 0% and 200%, ranked according to their long-term economic value generation for the Company. The outcome of the matrix payout approach is that outperformance on one performance criteria can be counterbalanced in the event of underperformance on the other. Accordingly, the weighting of impact for each performance criteria differs depending on the positioning within the matrix shown in table VIII.

For awards granted in 2021, the payouts will be calculated using the payout matrix as per table VIII as previously for 80% of the award value at grant, and the other 20% will be calculated against People and Nature targets described on page 31. For each performance target as well as for the overall PSP achievement rate, a payout cap of 200% applies.

Participants do not receive any dividends or have any voting rights in respect of Performance Shares during the vesting period.

In general, Performance Shares lapse on cessation of employment. In specific circumstances such as death, disability or retirement, Performance Shares may vest subject to satisfaction of the performance criteria. In case of a change of control, Performance Shares may vest immediately.

### Vesting in 2021

The 2018 PSP vested on 15 April 2021 with a 140% payout. This reflects above target achievement on FCF and above target achievement on relative sales growth, as displayed in table X. Historical long-term incentive achievement is shown in table XI.

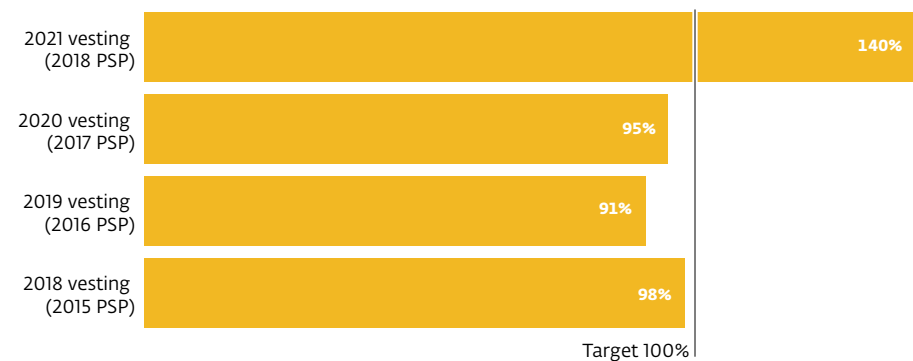
For reference, Givaudan tests performance against other benchmark metrics, including relative total shareholder return (TSR), and it continues to outperform the market in many regards. For instance, Givaudan's TSR measured over the latest three-year vesting period has generally been at or above third quartile when compared to local Swiss companies, related industry companies and the Company's benchmark peer group. Therefore Givaudan's performance, return to shareholders and executive compensation remain aligned.

### X. 2018 PSP achievement

Criteria	Performance	Payout
Average like-for-like sales growth compared to peer group	+1.1%	➔ <b>140%</b> of performance shares granted
Cumulative FCF / sales <sup>1</sup>	12.5%	

1. Formula =  $\Sigma$  (FCF margin reporting year x sales in reporting currency in year /  $\Sigma$  Sales in reporting currency in year).

### XI. Historical long-term incentive achievement



### 3.7 Benefits

Executive Committee members participate in the benefit plans of the Company, consisting mainly of retirement, insurance and health care plans that are designed to provide a reasonable level of protection for the employees and their dependents in respect of the risks of retirement, ill-health, disability and death.

Executive Committee members are also provided with certain executive perquisites and benefits in kind according to competitive market practice. The aggregate monetary value of these benefits is evaluated at fair value and disclosed in the compensation tables.

## Reflecting business and individual performance

### 4. Compensation of the Executive Committee

#### 4.1 Benchmarking of Executive Committee positions

All benchmarking activity related to Executive Committee positions is performed by independent consultants. Givaudan's executive compensation targets base pay at the market median. Executive Committee members have the opportunity to be rewarded with above-median pay for sustained outstanding performance from a number of variable compensation components. These variable elements reflect achievements against quantitative targets established by the Board. Variable compensation, particularly long-term components, represents a significant portion of an executive's total compensation. In general, the weight of variable compensation increases with executive's level of responsibility and the impact of their position on Company results.

In 2021, Executive Committee compensation was reviewed against a peer group of other Swiss multinational companies. This peer group consisted of Swiss Leader Index (SLI) companies of comparable market cap (approximately 0.5x to 2x), excluding financial services institutions. The benchmark included 12 companies: ABB, Alcon, Geberit, Kuehne + Nagel, LafargeHolcim, Lonza, Richemont, Schindler, SGS, Sika, Logitech and Swisscom. Consistent with prior external benchmarks, the review confirmed the positioning against the market remains appropriate. The findings have been cross-validated against a listed European company comparator group with the finding that Givaudan compensation positioning appears similar versus the European peer group than the SLI companies. The European benchmark included 10 companies: Akzo Nobel, Beiersdorf, Carlsberg, Coca-Cola European Partners, DSM, Kerry Group, Pernod Ricard, Smith & Nephew, Solvay and Symrise. The European peer group consists of companies of a similar size (approximately 0.5x to 2x market cap and turnover of Givaudan). In addition, the peer group chosen is a competitor group of Givaudan considering talent acquisition and retention.

#### XII. Executive compensation benchmark

	Below median	Median	Above median
Base pay		■	
Short-term incentive <sup>1</sup>	■		
Long-term incentive <sup>2</sup>			■
<b>Total compensation</b>		■	

1. Annual Incentive Plan (please refer to section 3.5).
2. Performance Share Plan (please refer to section 3.6).

The results confirm that total compensation of the Executive Committee is overall aligned with the market. The long-term incentive compensation is positioned above median, which is in line with Givaudan policy and reflects our continued strong focus on rewarding outstanding performance over the long term.

In 2021, independent consulting services were contracted with Agnes Blust Consulting regarding Executive Committee compensation topics, including benchmarking. Additional executive compensation data was provided by Mercer who also provide general compensation and international mobility market data to the Company.

#### 4.2 Compensation levels in 2021

Total Executive Committee compensation reported in 2021 remained stable compared to 2020, representing full year compensation for seven members (including the Chief Executive Officer (CEO)).

Total Executive Committee compensation for the reporting period increased by 2.8%, reflecting higher annual incentive achievement. Total fixed compensation and long-term incentive grant values did not increase versus the previous reporting period.

Further details are available in section 3.5.

Executive Committee member compensation has been set in accordance with our compensation principles, including consideration of roles and responsibilities and with reference to our compensation benchmarks.

##### 4.2.1 Highest total compensation

The CEO, Gilles Andrier, received the highest total compensation in 2021. For compensation details, please refer to table XIV.

##### 4.2.2 Other compensation, fees and loans to members or former members of the Executive Committee

No other compensation or fees were accrued for or paid to any member or former member of the Executive Committee during the reporting period. No member or former member of the Executive Committee or related parties had any loan outstanding as of 31 December 2021.



## Reflecting business and individual performance

### 4.2.3 Special compensation of Executive Committee members who left the Company during the reporting period

No such compensation was incurred during the reporting period.

### 4.2.4 Employment contract termination clauses of Executive Committee members

Employment contracts of Executive Committee members comply with the OaEC and our Articles of Incorporation. Accordingly, contractual entitlements are within the specified thresholds, in particular the maximum contractual notice period is six months and any non-compete clause does not exceed 12 months. No additional compensation or benefits are provided in the case of change in control, except for long-term incentive awards that may vest immediately.

All contractual arrangements of Executive Committee members are approved by the Compensation Committee of the Board.

### 4.2.5 Compensation voting for Executive Committee members

The compensation paid is within the amounts approved by shareholders in the respective Annual General Meeting.

The fixed and long term variable compensation approved for 2021 was CHF 15,400,000 (2020: CHF 15,300,000).

The annual incentive, short term variable compensation amount for 2021 was CHF 5,461,355 and will be submitted for approval at the 2022 Annual General Meeting (2020: CHF 4,812,783).

## XIV. Executive Committee (EC) compensation summary

in Swiss francs		Base Salary	Pension benefits <sup>2</sup>	Other benefits <sup>3</sup>	Total fixed compensation	Annual Incentive <sup>4</sup>	Number of performance shares granted <sup>5</sup>	Value at grant <sup>6</sup>	Total variable compensation	Total compensation	Employer social security <sup>7</sup>
<b>Gilles Andrier, CEO</b>	<b>2021</b>	<b>1,221,418</b>	<b>578,371</b>	<b>141,079</b>	<b>1,940,868</b>	<b>1,862,933</b>	<b>728</b>	<b>2,500,898</b>	<b>4,363,831</b>	<b>6,304,699</b>	<b>525,879</b>
	2020	1,211,084	574,237	145,344	1,930,665	1,636,536	895	2,501,078	4,137,614	6,068,279	504,728
<b>EC Members, excluding CEO<sup>1</sup></b>	<b>2021</b>	<b>3,228,752</b>	<b>1,086,554</b>	<b>388,786</b>	<b>4,704,092</b>	<b>3,598,422</b>	<b>1,688</b>	<b>5,798,786</b>	<b>9,397,208</b>	<b>14,101,300</b>	<b>1,073,231</b>
	2020	3,336,973	1,036,769	433,184	4,806,926	3,176,247	2,077	5,804,177	8,980,424	13,787,350	1,029,178
<b>Total: EC Members, including CEO</b>	<b>2021</b>	<b>4,450,170</b>	<b>1,664,925</b>	<b>529,865</b>	<b>6,644,960</b>	<b>5,461,355</b>	<b>2,416</b>	<b>8,299,684</b>	<b>13,761,039</b>	<b>20,405,999</b>	<b>1,599,110</b>
	2020	4,548,057	1,611,006	578,528	6,737,591	4,812,783	2,972	8,305,255	13,118,038	19,855,629	1,533,906

1. Represents full year compensation of six Executive Committee members.

2. Company contributions to broad-based pension and retirement savings plans and annualised expenses accrued for supplementary executive retirement benefit.

3. Represents annual value of health and welfare plans, international assignment benefits and other benefits in kind.

4. Annual incentive accrued in reporting period based on performance in the reporting period.

5. 2021 Performance shares vest on 15 April 2024, 2020 Performance Shares vest on 15 April 2023.

6. Value at grant calculated according to IFRS methodology and based on 100% achievement of performance targets.

7. 2021 estimated social security charges based on 2021 compensation; 2020 estimated social security charges based on 2020 compensation.

## Reflecting business and individual performance

### 5. Compensation of the Board of Directors

Compensation of Board members consists of Director fees, Committee fees and Restricted Share Units (RSUs). Fees are paid at the end of each year in office completed. RSUs give participants the right to receive Givaudan shares (or a cash equivalent in countries where securities laws prevent the offering of Givaudan securities) at the end of a three-year blocking period. During this period, Board members must hold RSUs (accordingly are restricted from trading RSUs or the underlying Givaudan shares), thereby aligning with shareholder interests over the longer term. Board members are entitled to receive Givaudan shares regardless of membership status so that, for example, if re-election does not occur during the restriction period, awarded RSUs are retained by the respective Board member. Such practice has been implemented in line with best practice in support of Givaudan's commitment to ensuring Board independence.

The annual fees for Board membership and additional functions are summarised in the table XIII. The fee structure remained unchanged versus prior year levels.

#### XIII. Board of Directors fees – Summary

	Annual fees (CHF)	Restricted Shares Compensation (CHF) <sup>3</sup>
Chairman of the Board <sup>1</sup>	400,000	580,000
Vice-Chairman of the Board <sup>1</sup>	100,000	145,000
Board membership	100,000	145,000
<b>Additional committee fees</b>		
Chairman – Audit Committee <sup>2</sup>	55,000	
Chairman – Other Committees <sup>2</sup>	40,000	
Membership – All Committees	25,000	

1. Incl. Board membership fees.

2. Incl. Committee membership fees.

3. Number of RSUs granted represents the closest match to the values displayed.

The Chairman of the Board does not receive any additional board membership fees. Similarly, a Committee Chairman does not receive any additional Committee Membership fees.

Each Board member receives an additional amount of CHF 10,000 to cover out-of-pocket expenses. This amount is paid for the coming year in office. The RSUs are also granted for the same period.

Board fees are aligned with the total Board compensation approved by shareholders at the 2021 Annual General Meeting and with market practice. Board member compensation was benchmarked against a peer group of other Swiss multinational companies. This peer group consisted of Swiss Leader Index (SLI) companies with comparable market cap (approximately 0.5x to 2x), excluding financial services institutions. The benchmark included 12 companies: ABB, Alcon, Geberit, Kuehne + Nagel, LafargeHolcim, Lonza, Richemont, Schindler, SGS, Sika, Swatch and Swisscom. In 2021, this benchmarking review also included a study on the structures used to deliver the share-based component of Board fixed pay. Consistent with prior external benchmarks, the review confirmed the continued use of RSUs and positioning against the market remains appropriate.

The compensation paid to the Board members for the reporting period is shown in table XV.

#### 5.1 Compensation of the Board member with the highest compensation

The Board member with the highest compensation in 2021 was Calvin Grieder, Chairman of the Board since 23 March 2017. For compensation details please refer to table XV.

## Reflecting business and individual performance

### 5.2 Other compensation, fees and loans to members or former members of the Board

No additional compensation or fees were paid to any member of the Board. No Board member or related parties had any loan outstanding as of 31 December 2021.

### 5.3 Special compensation of members of the Board who left the Company during the reporting period

No such compensation was incurred during the reporting period.

#### XV. Board of Directors compensation summary

in Swiss francs		Director fees <sup>3</sup>	Committee fees <sup>3</sup>	Total fixed (cash)	Number of RSUs granted <sup>4</sup>	Value at grant <sup>5</sup>	Total compensation
<b>Calvin Grieder Chairman<sup>1</sup></b>	<b>2021</b>	<b>400,000</b>	<b>65,000</b>	<b>465,000</b>	<b>169</b>	<b>580,566</b>	<b>1,045,566</b>
	2020	400,000	65,000	465,000	208	581,256	1,046,256
<b>Victor Balli<sup>1</sup></b>	<b>2021</b>	<b>100,000</b>	<b>72,500</b>	<b>172,500</b>	<b>42</b>	<b>144,283</b>	<b>316,783</b>
	2020	100,000	50,000	150,000	52	145,314	295,314
<b>Prof. Dr-Ing. Werner Bauer<sup>1</sup></b>	<b>2021</b>	<b>100,000</b>	<b>65,000</b>	<b>165,000</b>	<b>42</b>	<b>144,283</b>	<b>309,283</b>
	2020	100,000	65,000	165,000	52	145,314	310,314
<b>Lilian Biner<sup>1</sup></b>	<b>2021</b>	<b>100,000</b>	<b>25,000</b>	<b>125,000</b>	<b>42</b>	<b>144,283</b>	<b>269,283</b>
	2020	100,000	25,000	125,000	52	145,314	270,314
<b>Michael Carlos<sup>1</sup></b>	<b>2021</b>	<b>100,000</b>	<b>65,000</b>	<b>165,000</b>	<b>42</b>	<b>144,283</b>	<b>309,283</b>
	2020	100,000	65,000	165,000	52	145,314	310,314
<b>Ingrid Deltenre<sup>1</sup></b>	<b>2021</b>	<b>100,000</b>	<b>50,000</b>	<b>150,000</b>	<b>42</b>	<b>144,283</b>	<b>294,283</b>
	2020	100,000	50,000	150,000	52	145,314	295,314
<b>Thomas Rufer<sup>1,6</sup></b>	<b>2021</b>	<b>25,000</b>	<b>13,750</b>	<b>38,750</b>	<b>13</b>	<b>36,329</b>	<b>75,079</b>
	2020	100,000	55,000	155,000	52	145,314	300,314
<b>Olivier Filliol<sup>1,7</sup></b>	<b>2021</b>	<b>100,000</b>	<b>50,000</b>	<b>150,000</b>	<b>42</b>	<b>144,283</b>	<b>294,283</b>
	2020	75,000	37,500	112,500	39	108,986	221,486
<b>Sophie Gasperment<sup>1,8</sup></b>	<b>2021</b>	<b>100,000</b>	<b>25,000</b>	<b>125,000</b>	<b>42</b>	<b>144,283</b>	<b>269,283</b>
	2020	33,333	8,333	41,666	17	47,507	89,173
<b>Total compensation<sup>2</sup></b>	<b>2021</b>						<b>3,183,126</b>
	2020						3,138,799

1. The function of each member of the Board of Directors is indicated on pages 7-9 in both the 2020 Governance report and the 2021 Governance Report.

2. Represents total compensation of the Board of Director paid in respect of the reporting year, reported in accordance with the accrual principle.

3. Represents Director and Committee fees paid in respect of the reporting year, reported in accordance with the accrual principle.

4. 2021 RSUs blocking period end on 15 April 2024; 2020 RSUs end on 15 April 2023.

5. Economic value at grant according to IFRS methodology with no discount applied for the blocking period.

6. Thomas Rufer retired at the AGM in March 2021.

7. The 2020 figures represent compensation from April to December 2020.

8. The 2020 figures represent compensation from September to December 2020.

Estimated social security charges based on 2021 compensation amounted to **CHF 263,416** (2020: CHF 259,320).

## Reflecting business and individual performance

### 5.4 Compensation voting for members of the Board

The compensation paid to the Board members for the period between the 2020 and 2021 Annual General Meetings, CHF 3,280,206, is again within the amount approved by shareholders at the 2020 Annual General Meeting CHF 3,400,000. Amounts approved at the 2021 Annual General Meeting CHF 3,250,000 will be paid by the end of the year in office and validated in the 2022 Compensation report. Such approved and paid amounts may differ from those shown in the Board compensation summary table which, according to the OaEC, must include compensation paid in the reporting year.

### 6. Share ownership guidelines

Under the share ownership guidelines (Guidelines), Executive Committee members must hold approximately two times annual base salary in Givaudan shares. In general, the Guidelines should be met within five years from the beginning of the calendar year after joining the Executive Committee.

As the current Guidelines were implemented in September 2017, transitional arrangements to the Guidelines were in place for Executive Committee members appointed before 2016, such that all such members reached the new Guideline holding requirement in 2020.

Ownership of Givaudan shares by Executive Committee members as per 31 December 2021 is shown in table XVI.

### 7. Ownership of Givaudan securities

#### 7.1 Executive Committee

The Chief Executive Officer (CEO) and other members of the Executive Committee, including persons closely connected to them, held 8,053 Givaudan shares. For further details, please refer to table XVI showing:

- The shares held individually by each member of the Executive Committee as per 31 December 2021.
- The unvested Performance Shares that were granted in 2019–2021 and were still owned by members of the Executive Committee as per 31 December 2021.

No member of the Executive Committee held any share options or option rights as at 31 December 2021 (31 December 2020: no member of the Executive Committee held any share options or option rights).

One person closely connected to a member of the Executive Committee owned 184 unvested Performance Shares as at 31 December 2021.

The Company is not aware of any other ownership of shares, share options/option rights, RSUs or Performance Shares as per 31 December 2021 by persons closely connected to members of the Executive Committee.

#### XVI. Executive Committee: ownership of Givaudan securities

2021 in numbers	Shares	Unvested Performance Shares
Gilles Andrier, CEO	4,600	2,715
Tom Hallam	278	1,141
Louie D'Amico	525	1,270
Maurizio Volpi	801	1,357
Simon Halle-Smith	706	815
Willem Mutsaerts	434	815
Anne Tayac	525	815
<b>Total 2021</b>	<b>7,869</b>	<b>8,928</b>
Total 2020	6,312	10,937

## Reflecting business and individual performance

### 7.2 Board of Directors

As per 31 December 2021, the Chairman and other Board members, including persons closely connected to them held 6,183 Givaudan shares in total. For further details, please refer to table XVII showing:

- The shares held individually by each Board member as per 31 December 2021.
- The RSUs that were granted in 2019–2021 and were still owned by members of the Board as per 31 December 2021.

The Company is not aware of any other ownership of shares, share options/option rights, RSUs or Performance Shares as per 31 December 2021 by persons closely connected to members of the Board.

#### XVII. Board of Directors: ownership of Givaudan securities

2021 in numbers	Shares	Blocked RSUs
Calvin Grieder, Chairman	947	629
Victor Balli	248	157
Prof. Dr-Ing. Werner Bauer	1,428	157
Lilian Biner	735	157
Michael Carlos	1,260	157
Ingrid Deltenre	365	157
Olivier Filliol	1,200	94
Sophie Gasperment		72
<b>Total 2021</b>	<b>6,183</b>	<b>1,580</b>
Total 2020	6,501	1,962



Deloitte SA  
Rue du Pré-de-la-Bichette 1  
1202 Geneva  
Switzerland

Phone: +41 (0)58 279 8000  
Fax: +41 (0)58 279 8800  
[www.deloitte.ch](http://www.deloitte.ch)

## Report of the statutory auditor

### To the General Meeting of GIVAUDAN SA, Vernier

#### Report of the Statutory Auditor in relation to sections 4 and 5 of the compensation report in accordance with the Ordinance against Excessive compensation in Stock Exchange Listed Companies (Ordinance)

We have audited the accompanying compensation report of Givaudan SA for the year ended 31 December 2021. Our audit is limited to the information provided in sections 4 and 5 on page 32 to 36 in accordance with the articles 14 – 16 of the Ordinance against Excessive compensation in Stock Exchange Listed Companies (Ordinance).

#### Responsibility of the Board of Directors

The Board of Directors is responsible for the preparation and overall fair presentation of the compensation report in accordance with Swiss law and the Ordinance against Excessive compensation in Stock Exchange Listed Companies (Ordinance). The Board of Directors is also responsible for designing the remuneration system and defining individual remuneration packages.

#### Auditor's Responsibility

Our responsibility is to express an opinion on the compensation report. We conducted our audit in accordance with Swiss Auditing Standards. Those standards require that we comply with ethical requirements and plan and perform the audit to obtain reasonable assurance about whether the compensation report complies with Swiss law and articles 14 – 16 of the Ordinance.

An audit involves performing procedures to obtain audit evidence on the disclosures made in the compensation report with regard to compensation, loans and credits in accordance with articles 14 – 16 of the Ordinance. The procedures selected depend on the auditor's judgment, including the assessment of the risks of material misstatements in the compensation report, whether due to fraud or error. This audit also includes evaluating the reasonableness of the methods applied to value components of remuneration, as well as assessing the overall presentation of the compensation report.

We believe that the audit evidence we have obtained is sufficient and appropriate to provide a basis for our opinion.



### Opinion

In our opinion, sections 4 and 5 of the compensation report of Givaudan SA for the year ended 31 December 2021 comply with Swiss law and articles 14 – 16 of the Ordinance.

### Deloitte SA

A handwritten signature in black ink, appearing to read "K. Szegedi Pingoud".

Karine Szegedi Pingoud  
Licensed Audit Expert  
Auditor in Charge

A handwritten signature in black ink, appearing to read "L. Cejudo Petit".

Laetitia Cejudo Petit  
Licensed Audit Expert

Geneva, 27 January 2022







# In this section

## **42 Consolidated financial statements**

<b>42</b>	Consolidated Income Statement
<b>42</b>	Consolidated Statement of Comprehensive Income
<b>43</b>	Consolidated Statement of Financial Position
<b>44</b>	Consolidated Statement of Changes in Equity
<b>45</b>	Consolidated Statement of Cash Flows
<b>46</b>	<b>Notes to the consolidated financial statements</b>
<b>46</b>	1. Group Organisation
<b>46</b>	2. Summary of Significant Accounting Policies
<b>56</b>	3. Critical Accounting Estimates and Judgments
<b>57</b>	4. Foreign Exchange Rates
<b>57</b>	5. Financial Risk Management
<b>67</b>	6. Acquisitions
<b>70</b>	7. Segment Information
<b>72</b>	8. Employee Benefits
<b>77</b>	9. Share-Based Payments
<b>77</b>	10. Investments in Joint Ventures and Associates
<b>78</b>	11. Other Operating Income
<b>78</b>	12. Other Operating Expense
<b>78</b>	13. Expenses by Nature
<b>78</b>	14. Financing Costs
<b>78</b>	15. Other Financial (Income) Expense, Net

<b>79</b>	16. Income Taxes
<b>80</b>	17. Earnings per Share
<b>81</b>	18. Cash and Cash Equivalents
<b>81</b>	19. Accounts Receivable – Trade
<b>81</b>	20. Inventories
<b>82</b>	21. Property, Plant and Equipment
<b>83</b>	22. Intangible Assets
<b>85</b>	23. Debt
<b>87</b>	24. Changes in Liabilities Arising from Financing Activities
<b>88</b>	25. Provisions
<b>89</b>	26. Own Equity Instruments
<b>89</b>	27. Equity
<b>90</b>	28. Commitments
<b>90</b>	29. Contingent Liabilities
<b>91</b>	30. Related Parties
<b>91</b>	31. Board of Directors and Executive Committee Compensation
<b>95</b>	32. List of Principal Group Companies
<b>97</b>	33. Disclosure of the Process of Risk Assessment
<b>98</b>	<b>Report of the Statutory Auditor</b>
<b>98</b>	Statutory Auditor’s Report on the Consolidated Financial Statements



# Consolidated financial statements

## Consolidated Income Statement

For the year ended 31 December

in millions of Swiss francs, except for earnings per share data	Note	2021	2020
Sales	7	6,684	6,322
Cost of sales		(3,829)	(3,663)
<b>Gross profit</b>		<b>2,855</b>	<b>2,659</b>
as % of sales		42.7%	42.1%
Selling, marketing and distribution expenses		(921)	(848)
Research and product development expenses		(562)	(536)
Administration expenses		(239)	(218)
Share of results of joint ventures and associates	10	2	3
Other operating income	11	35	45
Other operating expense	12	(81)	(109)
<b>Operating income</b>		<b>1,089</b>	<b>996</b>
as % of sales		16.3%	15.8%
Financing costs	14	(94)	(86)
Other financial income (expense), net	15	(30)	(34)
<b>Income before taxes</b>		<b>965</b>	<b>876</b>
Income taxes	16	(144)	(133)
<b>Income for the period</b>		<b>821</b>	<b>743</b>
<b>Attribution</b>			
Income attributable to non-controlling interests		–	–
Income attributable to equity holders of the parent		821	743
as % of sales		12.3%	11.8%
<b>Earnings per share – basic (CHF)</b>	<b>17</b>	<b>89.03</b>	<b>80.59</b>
<b>Earnings per share – diluted (CHF)</b>	<b>17</b>	<b>88.37</b>	<b>79.96</b>

The notes on pages 46 to 97 form an integral part of these financial statements.

## Consolidated Statement of Comprehensive Income

For the year ended 31 December

in millions of Swiss francs	Note	2021	2020
<b>Income for the period</b>		<b>821</b>	<b>743</b>
<b>Items that may be reclassified to the income statement</b>			
<b>Cash flow hedges</b>			
Movement in fair value, net		54	(51)
Gains (losses) removed from equity and recognised in the consolidated income statement		9	6
Movement on income tax	16	(4)	4
<b>Exchange differences arising on translation of foreign operations</b>			
Movement in fair value arising on hedging instruments of the net assets in foreign operations		42	58
Currency translation differences		(31)	(385)
Movement on income tax	16	(2)	5
<b>Items that will not be reclassified to the income statement</b>			
<b>Defined benefit pension plans</b>			
Remeasurement gains (losses) of post-employment benefit obligations	8	222	46
Movement on income tax	16	(40)	(5)
<b>Other comprehensive income for the period</b>		<b>250</b>	<b>(322)</b>
<b>Total comprehensive income for the period</b>		<b>1,071</b>	<b>421</b>
<b>Attribution</b>			
Total comprehensive income attributable to non-controlling interests		–	–
Total comprehensive income attributable to equity holders of the parent		1,071	421

The notes on pages 46 to 97 form an integral part of these financial statements.



## Consolidated financial statements

### Consolidated Statement of Financial Position

in millions of Swiss francs	Note	31 December 2021	31 December 2020
<b>Assets</b>			
Cash and cash equivalents	5, 18	273	411
Derivative financial instruments	5	16	54
Financial assets at fair value through income statement	5	4	4
Accounts receivable - trade	5, 19	1,464	1,359
Inventories	20	1,380	1,201
Current tax assets	16	57	66
Prepayments		65	50
Other current assets	5	147	154
<b>Current assets</b>		<b>3,406</b>	<b>3,299</b>
Derivative financial instruments	5	37	65
Property, plant and equipment	21	2,291	2,222
Intangible assets	22	4,853	4,543
Deferred tax assets	16	182	218
Post-employment benefit plan assets	8	69	20
Financial assets at fair value through income statement	5, 6	297	180
Interests in joint ventures and investments in associates	10	37	35
Other non-current assets		248	76
<b>Non-current assets</b>		<b>8,014</b>	<b>7,359</b>
<b>Total assets</b>		<b>11,420</b>	<b>10,658</b>

in millions of Swiss francs	Note	31 December 2021	31 December 2020
<b>Liabilities and equity</b>			
Short-term debt	5, 23	428	206
Derivative financial instruments	5	37	49
Accounts payable - trade and others	5	1,008	809
Accrued payroll and payroll taxes		235	211
Current tax liabilities	16	188	157
Financial liability - own equity instruments	26	148	108
Provisions	25	13	23
Other current liabilities		261	233
<b>Current liabilities</b>		<b>2,318</b>	<b>1,796</b>
Derivative financial instruments	5	61	103
Long-term debt	5, 23	4,239	4,245
Provisions	25	83	71
Post-employment benefit plan liabilities	8	371	545
Deferred tax liabilities	16	280	310
Other non-current liabilities		127	80
<b>Non-current liabilities</b>		<b>5,161</b>	<b>5,354</b>
<b>Total liabilities</b>		<b>7,479</b>	<b>7,150</b>
Share capital	27	92	92
Retained earnings and reserves	27	6,365	6,133
Own equity instruments	26, 27	(211)	(168)
Other components of equity		(2,317)	(2,567)
<b>Equity attributable to equity holders of the parent</b>		<b>3,929</b>	<b>3,490</b>
Non-controlling interests		12	18
<b>Total equity</b>		<b>3,941</b>	<b>3,508</b>
<b>Total liabilities and equity</b>		<b>11,420</b>	<b>10,658</b>

The notes on pages 46 to 97 form an integral part of these financial statements.



## Consolidated financial statements

### Consolidated Statement of Changes in Equity

For the year ended 31 December

2021 in millions of Swiss francs	Share Capital	Retained earnings and reserves	Own equity instruments	Cash flow hedges	Currency translation differences	Remeasurement of post employment benefit obligations	Equity attributable to equity holders of the parents	Non- controlling interests	Total equity
Note	27	27	26, 27			8			
<b>Balance as at 1 January</b>	<b>92</b>	<b>6,133</b>	<b>(168)</b>	<b>(148)</b>	<b>(1,935)</b>	<b>(484)</b>	<b>3,490</b>	<b>18</b>	<b>3,508</b>
Income for the period		821					821	–	821
Other comprehensive income for the period				59	9	182	250		250
<b>Total comprehensive income for the period</b>		<b>821</b>		<b>59</b>	<b>9</b>	<b>182</b>	<b>1,071</b>	<b>–</b>	<b>1,071</b>
Dividends paid		(589)					(589)		(589)
Movement on own equity instruments, net			(43)				(43)		(43)
Non-controlling interests								(6)	(6)
<b>Net change in other equity items</b>		<b>(589)</b>	<b>(43)</b>				<b>(632)</b>	<b>(6)</b>	<b>(638)</b>
<b>Balance as at 31 December</b>	<b>92</b>	<b>6,365</b>	<b>(211)</b>	<b>(89)</b>	<b>(1,926)</b>	<b>(302)</b>	<b>3,929</b>	<b>12</b>	<b>3,941</b>

2020 in millions of Swiss francs	Share Capital	Retained earnings and reserves	Own equity instruments	Cash flow hedges	Currency translation differences	Remeasurement of post employment benefit obligations	Equity attributable to equity holders of the parents	Non- controlling interests	Total equity
Note	27	27	26, 27			8			
<b>Balance as at 1 January</b>	<b>92</b>	<b>5,961</b>	<b>(168)</b>	<b>(107)</b>	<b>(1,613)</b>	<b>(525)</b>	<b>3,640</b>	<b>19</b>	<b>3,659</b>
Income for the period		743					743	–	743
Other comprehensive income for the period				(41)	(322)	41	(322)		(322)
<b>Total comprehensive income for the period</b>		<b>743</b>		<b>(41)</b>	<b>(322)</b>	<b>41</b>	<b>421</b>	<b>–</b>	<b>421</b>
Dividends paid		(571)					(571)		(571)
Movement on own equity instruments, net			–						
Non-controlling interests								(1)	(1)
<b>Net change in other equity items</b>		<b>(571)</b>					<b>(571)</b>	<b>(1)</b>	<b>(572)</b>
<b>Balance as at 31 December</b>	<b>92</b>	<b>6,133</b>	<b>(168)</b>	<b>(148)</b>	<b>(1,935)</b>	<b>(484)</b>	<b>3,490</b>	<b>18</b>	<b>3,508</b>

The notes on pages 46 to 97 form an integral part of these financial statements.



## Consolidated financial statements

### Consolidated Statement of Cash Flows

For the year ended 31 December

in millions of Swiss francs	Note	2021	2020
Income for the period		821	743
Income tax expense	16	144	133
Interest expense	14	86	80
Non-operating income and expense	14, 15	38	40
<b>Operating income</b>		<b>1,089</b>	<b>996</b>
Depreciation of property, plant and equipment	21	204	201
Amortisation of intangible assets	22	186	187
Impairment of long-lived assets	21, 22	3	13
<b>Other non-cash items</b>			
- share-based payments		67	56
- pension expense	8	45	49
- additional and unused provisions, net	25	18	20
- other non-cash items		(5)	(18)
<b>Adjustments for non-cash items</b>		<b>518</b>	<b>508</b>
(Increase) decrease in inventories		(165)	(68)
(Increase) decrease in accounts receivable		(93)	(76)
(Increase) decrease in other current assets		(15)	(19)
Increase (decrease) in accounts payable		167	27
Increase (decrease) in other current liabilities		10	2
<b>(Increase) decrease in working capital</b>		<b>(96)</b>	<b>(134)</b>
<b>Income taxes paid</b>		<b>(153)</b>	<b>(125)</b>
Pension contributions paid	8	(53)	(40)
Provisions used	25	(17)	(16)
<b>Cash flows from (for) operating activities<sup>a</sup></b>		<b>1,288</b>	<b>1,189</b>

The notes on pages 46 to 97 form an integral part of these financial statements.

in millions of Swiss francs	Note	2021	2020
Increase in long-term debt	24	316	1,405
(Decrease) in long-term debt	24	(14)	(784)
Increase in short-term debt	24	1,514	3,044
(Decrease) in short-term debt	24	(1,510)	(3,300)
<b>Cash flows from debt, net</b>		<b>306</b>	<b>365</b>
Interest paid	24	(72)	(53)
Purchase and sale of derivative financial instruments, net	24	(26)	(19)
Lease payments	24	(57)	(52)
Transactions of non-controlling interest		(6)	(7)
Other, net	24	(5)	(9)
<b>Cash flows from financial liabilities</b>		<b>140</b>	<b>225</b>
Distribution to the shareholders paid	27	(589)	(571)
Purchase and sale of own equity instruments, net <sup>a</sup>		(69)	(56)
<b>Cash flows from (for) financing activities<sup>a</sup></b>		<b>(518)</b>	<b>(402)</b>
Acquisition of property, plant and equipment	21	(186)	(188)
Acquisition of intangible assets	22	(70)	(39)
Acquisition of subsidiaries, net of cash acquired	6	(401)	(629)
Proceeds from the disposal of property, plant and equipment	21	9	8
Proceeds from sales of intangible assets	22		2
Interest received		8	3
Dividend received from joint ventures and associates		1	1
Purchase and sale of financial assets at fair value through income statement, net	6	(92)	(3)
Impact of financial transactions on investing, net		(27)	25
Other, net		(149)	1
<b>Cash flows from (for) investing activities</b>		<b>(907)</b>	<b>(819)</b>
<b>Net increase (decrease) in cash and cash equivalents</b>		<b>(137)</b>	<b>(32)</b>
Net effect of currency translation on cash and cash equivalents		(1)	(9)
Cash and cash equivalents at the beginning of the period	18	411	452
<b>Cash and cash equivalents at the end of the period</b>	<b>18</b>	<b>273</b>	<b>411</b>

a) After careful consideration with the Group auditors, the Group has determined that purchase and sale of own equity instruments relates to financing activities and has been reclassified from cash flows from (for) operating activities into cash flows from (for) financing activities.



# Notes to the consolidated financial statements

## 1. Group Organisation

Givaudan SA and its subsidiaries (hereafter 'the Group') operate under the name Givaudan. Givaudan SA is a limited liability company incorporated and domiciled in Switzerland. The Group is headquartered in Vernier, near Geneva, Switzerland. Givaudan is a leading supplier of creative fragrance, beauty, taste and wellbeing products to the consumer goods industry. It operates in over 100 countries and has subsidiaries and branches in more than 40 countries. Worldwide, it employs 16,842 people. A list of the principal Group companies is shown in Note 32 to the consolidated financial statements.

The Group is listed on the SIX Swiss Exchange (GIVN).

## 2. Summary of Significant Accounting Policies

The significant accounting policies applied in the preparation of these consolidated financial statements are set out below. These policies have been consistently applied to all years presented, unless otherwise stated.

### 2.1 Basis of Preparation

The consolidated financial statements have been prepared in accordance with International Financial Reporting Standards (IFRS) as issued by the IASB and Swiss law.

They are prepared under the historical cost convention as modified by the revaluation of financial assets and financial liabilities at fair value through the income statement, and of own equity instruments classified as derivatives. Historical cost is generally based on the fair value of the consideration given in exchange for goods and services. Fair value is the price that would be received to sell an asset or paid to transfer a liability in an orderly transaction between market participants at the measurement date, regardless of whether that price is directly observable or estimated using another valuation technique.

The preparation of the consolidated financial statements requires management to make estimates and assumptions that affect the reported amounts of assets and liabilities, disclosure of contingent liabilities at the date of the financial statements, and reported amounts of revenues and expenses during the reporting period. It also requires management to exercise its judgment in the process of applying the Group's accounting policies. Critical accounting estimates and judgments are disclosed in Note 3.

Givaudan SA's Board of Directors approved these consolidated financial statements on 27 January 2022.

### 2.1.1 Changes in Accounting Policies and Disclosures Standards, amendments and interpretations effective in 2021

The accounting policies adopted are consistent with those of the annual financial statements for the year ended 31 December 2020 with the exception of the adoption as of 1 January 2021 of the standards and interpretations described below:

**Amendments to IFRS 16: Covid-19-related rent concessions** provide lessees with an exemption from assessing whether a COVID-19-related rent concession is a lease modification. The Group is not exposed to lessee relief for which the exemption election significantly impacts the consolidated financial statements.

**Amendments to IFRS 9, IAS 39, IFRS 7, IFRS 4 and IFRS 16: Interest Rate Benchmark Reform (IBOR) – Phase 2** introduce a practical expedient for modifications required by the reform, clarify that hedge accounting is not discontinued solely because of the IBOR reform, and introduce disclosures that allow users to understand the nature and extent of risks arising from the IBOR reform to which the entity is exposed to and how the entity manages those risks as well the entity's progress in transitioning from IBORs to alternative benchmark rates and how the entity is managing this transition. As the amendments permit continuation of hedge accounting, the Group will retain the cumulative gain or loss in the cash flow hedge reserve for designated cash flow hedges that are subject to interest rate benchmark reforms even though there is uncertainty arising from the reform with respect to the timing and amount of the cash flows of the hedged items.

### 2.1.2 IFRSs and IFRICs issued but not yet effective

New and revised standards and interpretations, issued but not yet effective, have been reviewed to identify the nature of the future changes in accounting policy and to estimate the effect of any necessary changes in the consolidated financial statements and supporting notes upon their adoption.



## Notes to the consolidated financial statements

### a) Issued and effective for 2022

**Annual Improvements to IFRS Standards 2018–2020** provides a streamlined process for dealing efficiently with a collection of amendments to IFRS 1 First-time Adoption of International Financial Reporting Standards, IFRS 9 Financial Instruments, IFRS 16 Leases and IAS 41 Agriculture. The amendments do not impact the current practice of the Group.

**Amendments to IAS 16: Property, Plant and Equipment: Proceeds before Intended Use** prohibit the deduction of proceeds from selling items produced before an item of property, plant and equipment (PP&E) is available for use from the cost of that PP&E. The amendments do not impact the current practice of the Group.

**Amendments to IAS 37: Onerous Contracts – Cost of Fulfilling a Contract** specify that the 'cost of fulfilling' a contract comprises the 'costs that relate directly to the contract'. Costs that relate directly to a contract can either be incremental costs of fulfilling that contract or an allocation of other costs that relate directly to fulfilling contracts. The amendments do not impact the current practice of the Group.

### b) Issued and effective for 2023 and after

**Amendments to IAS 1: Classification of Liabilities as Current or Non-current** affect only the presentation of liabilities in the statement of financial position by clarifying that the classification (a) should be based on rights that are in existence at the end of the reporting period, and (b) is unaffected by expectations about whether an entity will exercise its right to defer settlement of a liability. The amendments do not impact the current practice of the Group.

**Amendments to IAS 1: Disclosure of Accounting Policies** require that an entity discloses its material accounting policies, instead of its significant accounting policies. Further amendments explain how an entity can identify a material accounting policy. Examples of when an accounting policy is likely to be material are added. To support the amendment, the Board has also developed guidance and examples to explain and demonstrate the application of the 'four-step materiality process' described in IFRS Practice Statement 2. The amendments do not impact the current practice of the Group.

**IFRS 17 Insurance Contracts** establishes the principles for the recognition, measurement, presentation and disclosure of insurance contracts. The standard has no impact for the Group.

**Amendments to IAS 8: Definition of Accounting Estimates** help entities to distinguish between accounting policies and accounting estimates and replace the definition of a change in accounting estimates with a definition of accounting estimates. Under the new definition, accounting estimates are "monetary amounts in financial statements that are subject to measurement uncertainty". Entities develop accounting estimates if accounting policies require items in financial statements to be measured in a way that involves measurement uncertainty. The amendments clarify that a change in accounting estimate that results from new information or new developments is not the correction of an error. The amendments do not impact the current practice of the Group.

**Amendments to IAS 12: Deferred Tax related to Assets and Liabilities arising from a Single Transaction** clarify that the initial recognition exemption does not apply to transactions in which equal amounts of deductible and taxable temporary differences arise on initial recognition. The amendments do not impact the current practice of the Group.

## 2.2 Consolidation

The subsidiaries that are consolidated are those companies controlled, directly or indirectly, by Givaudan SA. The Group controls an entity when the Group is exposed to, or has rights to, variable returns from its involvement with the entity and has the ability to affect those returns through its power over the entity. The Group reassesses whether or not it controls an investee if there are indications of a change in facts and circumstances.

Companies acquired during the year are consolidated from the date on which operating control is transferred to the Group, and subsidiaries to be divested are included up to the date on which control passes to the acquirer.

The acquisition method of accounting is used to account for the acquisition of subsidiaries. The cost of an acquisition is measured as the fair value of the assets acquired, shares issued and liabilities undertaken or assumed at the date of acquisition. Identifiable assets acquired and liabilities and contingent liabilities assumed are measured initially at their fair values at the acquisition date. Acquisition related costs are expensed as incurred. The excess of the cost of acquisition over the fair value of the Group's share of net assets of the subsidiary acquired is recognised as goodwill.

Where necessary, changes are made to the accounting policies of subsidiaries to bring and ensure consistency with the policies adopted by the Group. Assets and liabilities, equity, income, expenses and cash flows resulting from inter-company transactions are eliminated in full on consolidation.



## Notes to the consolidated financial statements

### 2.3 Investments in Joint Ventures and Associates

A joint venture is a joint arrangement whereby the Group and other parties that have joint control of the arrangement have rights to the net assets of the joint arrangement. Joint control is the contractually agreed sharing of control of an arrangement, which exists when the strategic, financial and operating decisions relating to the activities of the joint venture require the unanimous consent of the parties sharing control.

An associate is an entity over which the Group has significant influence and that is neither a subsidiary nor an interest in a joint venture. Significant influence is the power to participate in the financial and operating policy decisions of the investee but is not control or joint control over those policies.

The results and assets and liabilities of joint ventures and associates are incorporated in the consolidated financial statements using the equity method of accounting. Under the equity method, an investment in a joint venture or an associate is initially recognised at cost and adjusted thereafter to recognise the Group's share of the income statement and the other comprehensive income of the joint venture or associate. Adjustments are made where necessary to bring the accounting policies in line with those adopted by the Group. Unrealised gains and losses on transactions between the Group and a jointly controlled entity or an associate are eliminated to the extent of the Group's interest in the joint arrangement or associate.

### 2.4 Foreign Currency Valuation

#### 2.4.1 Functional and presentation currency

Items included in the financial statements of each entity in the Group are measured using the functional currency of that entity. The functional currency is normally the one in which the entity primarily generates and expends cash. The consolidated financial statements are presented in millions of Swiss francs (CHF), the Swiss franc being the Group's presentation currency.

#### 2.4.2 Transactions and balances

Foreign currency transactions are translated into the functional currency using the exchange rates prevailing on the dates of the transactions, or using a rate that approximates the exchange rates on the dates of the transactions. Foreign exchange gains and losses resulting from the settlement of such transactions and from the translation at the reporting

period-end rates of monetary assets and liabilities denominated in foreign currencies are recognised in other financial income (expense), net, except for:

- Exchange differences recognised in other comprehensive income as qualifying cash flow hedges on certain foreign currency risks and qualifying net investment hedges;
- Exchange differences on monetary items to a foreign operation for which settlement is neither planned nor likely to occur, therefore forming part of the net investment in the foreign operation, which are recognised initially in other comprehensive income and reclassified from equity to the income statement on disposal of the net investment or on partial disposal when there is a loss of control of subsidiary or a loss of joint control over a jointly controlled entity; and
- Exchange differences on foreign currency borrowings relating to assets under construction which are included in the cost of those assets when they are regarded as an adjustment to interest costs on those foreign currency borrowings.

Non-monetary items that are measured in terms of historical cost in foreign currencies are not retranslated.

#### 2.4.3 Translation of the financial statements of foreign subsidiaries

For the purpose of presenting consolidated financial statements, the assets and liabilities of Group companies reporting in currencies other than Swiss francs (foreign operations) are translated into Swiss francs using exchange rates prevailing at the end of the reporting period. Cash flows, income and expenses items of Group companies are translated each month independently at the average exchange rates for the period when it is considered a reasonable approximation of the underlying transaction rate. All resulting exchange differences are recognised in other comprehensive income and accumulated in equity.

#### 2.4.4 Hyperinflationary economies

Restatement of financial statements is required for subsidiaries whose functional currencies have experienced a cumulative inflation rate of more than 100% over the past three years. The gain or loss on the net monetary position as well as the gain or loss incurred upon adjusting the carrying amounts of non-monetary assets and liabilities for inflation are recognised in the consolidated income statement and then translated into Swiss francs. Restatement to current units of currency is made using the change in a general price index.





## Notes to the consolidated financial statements

### 2.5 Segment Reporting

The operating segments are identified on the basis of internal reports that are regularly reviewed by the Executive Committee, the members of the Executive Committee being the chief operating decision makers, in order to allocate resources to the segments and to assess their performance. The internal financial reporting is consistently prepared along the lines of the two operating divisions: Fragrance & Beauty and Taste & Wellbeing.

The business units of each division, respectively Fine Fragrances, Consumer Products, Fragrance Ingredients and Active Beauty for the Fragrance & Beauty Division and Beverages, Dairy, Savoury, Sweet Goods and Natural Ingredients for the Taste & Wellbeing Division, are not considered as separately reportable operating segments as decision making about the allocation of resources and the assessment of performance are not made at this level.

Inter-segment transfers or transactions are set on an arm's length basis.

Information about geographical areas is determined based on the Group's operations; Switzerland, Europe, Africa and Middle East, North America, Latin America and Asia Pacific. Revenues from external customers are shown by destination and by segment.

### 2.6 Revenue from Contracts with Customers

The Group manufactures and sells manufactured fragrance, beauty, taste and wellbeing products, specialty ingredients and molecules of fragrance and taste to the agreed upon specifications and may contain additional performance obligations for certain clients such as the assignment of specific application technologies, joint market research and particular stock conditions. Most of these additional performance obligations are not distinct because they are highly dependent on the delivery of manufactured products and molecules.

Sales are recognised when control of the goods has transferred, being when the goods are delivered to the customer, the customer has full discretion over the channel and price to sell the goods, and there is no unfulfilled obligation that could affect the customer's acceptance of the goods. Delivery occurs when the customer has accepted the goods in accordance with the sales contract, the acceptance provisions have lapsed, or the Group has objective evidence that all criteria for acceptance have been satisfied.

The goods are often sold with volume discounts based on aggregate sales over a 12 months period. Revenue from these sales is recognised based on the price specified in the contract,

net of the estimated volume discounts provided that it is highly probable that a significant reversal will not occur. No element of financing is deemed present as the sales are made with credit terms that are consistent with market practice.

A receivable is recognised when the goods are delivered as this is the point in time that the consideration is unconditional because only the passage of time is required before the payment is due.

### 2.7 Research and Product Development

The Group is active in research and in formulas, technologies and product developments. In addition to its internal scientific efforts, the Group collaborates with outside partners.

Expenditure on research activities is recognised as an expense in the period in which it is incurred.

Internal developments or developments obtained through agreements on formula, technology and product costs are capitalised as intangible assets when there is an identifiable asset that will generate probable economic benefits and when the cost can be measured reliably. When the conditions for recognition of an intangible asset are not met, development expenditure is recognised in the income statement in the period in which it is incurred.

### 2.8 Employee Benefit Costs

Wages, salaries, social security contributions, annual leave and paid sick leave, bonuses and non-monetary benefits are expensed in the year in which the associated services are rendered by the Group's employees.

#### 2.8.1 Pension obligations

A defined benefit plan is a pension plan that defines an amount of pension benefit that an employee will receive on retirement, principally dependent on an employee's years of service and remuneration at retirement. Plans are usually funded by payments from the Group and employees to financially independent trusts. The liability recognised in the statement of financial position is the aggregate of the present value of the defined benefit obligation at the statement of financial position date less the fair value of plan assets. Where a plan is unfunded, only a liability representing the present value of the defined benefit obligation is recognised in the statement of financial position. The present value of the defined benefit obligation is calculated by independent actuaries using the projected unit credit method at interim and annual publication. This reflects the discounted expected future payment required to settle



## Notes to the consolidated financial statements

the obligation resulting from employee service in the current and prior periods. The future cash outflows incorporate actuarial assumptions primarily regarding the projected rates of remuneration growth, and long-term indexation rates. Discount rates, used to determine the present value of the defined benefit obligation, are based on the market yields of high quality corporate bonds in the country concerned. Actuarial gains and losses arising from experience adjustments and changes in actuarial assumptions are charged or credited to equity in other comprehensive income in the period in which they arise. Past service costs are recognised immediately in the income statement. Pension assets and liabilities in different defined benefit schemes are not offset unless the Group has a legally enforceable right to use the surplus in one plan to settle obligations in another plan.

A defined contribution plan is a pension plan under which the Group pays fixed contributions into publicly or privately administered funds. The Group has no further payment obligations once the contributions have been made. The contributions are charged to the income statement in the year to which they relate.

### 2.8.2 Other post-retirement obligations

Some Group companies provide certain post-retirement healthcare and life insurance benefits to their retirees, the entitlement to which is usually based on the employee remaining in service up to retirement age and completing a minimum service period. The expected costs of these benefits are accrued over the periods in which employees render service to the Group.

## 2.9 Share-Based Payments

The Group has established a performance share plan to align the long-term interests of key executives and members of the Board of Directors with the interests of the shareholders.

Key executives are awarded a portion of their performance-related compensation in equity-settled share-based payment transactions. The costs are recorded in each relevant functions part of the employees' remuneration as personnel expenses with a corresponding entry in equity in own equity instruments for equity-settled share-based payment transactions. The different share-based payments are described below:

### 2.9.1 Performance Share Plan

Key executives are awarded a portion of their performance-related compensation in equity-settled share-based payment transactions in the form of a performance share plan.

The performance share plan is established with Givaudan registered shares and a vesting period of three years. The Group has at its disposal either treasury shares or conditional share capital.

The cost of equity-settled instruments is expensed as employee remuneration over the vesting period, together with a corresponding increase in equity in own equity instruments. The cost is determined by reference to the fair value of the shares expected to be delivered at the date of vesting. Performance conditions are included in the assumptions in which the number of shares varies. No market conditions are involved.

The fair value is determined as the market price at grant date reduced by the present value of dividends expected or any other expected distribution to the shareholders to be paid during the vesting period, as participants are not entitled to receive dividends or any other distribution to the shareholders during the vesting period.

At each statement of financial position date the Group revises its estimates of the number of shares that are expected to be delivered. Where an equity-settled award is cancelled, it is treated as if it had vested on the date of cancellation.

### 2.9.2 Restricted Share Plan

The members of the Board of Directors receive a portion of their compensation in equity-settled share-based payment transactions in the form of restricted share units.

Restricted shares are set generally with a vesting period of three years, during which the restricted shares cannot be settled or transferred. The Group has at its disposal treasury shares for the delivery of the restricted shares.

The cost of these equity-settled instruments to be expensed, together with a corresponding increase in equity, over the vesting period, is determined by reference to the fair value of the restricted shares granted at the date of the grant. Service conditions are included in the assumptions about the number of restricted shares that are expected to become deliverable. No performance conditions are included.

The fair value is determined as the market price at grant date reduced by the present value of dividends expected or any other expected distribution to the shareholders to be paid during the vesting period, as participants are not entitled to receive dividends or any other distribution to the shareholders during the vesting period.



## Notes to the consolidated financial statements

At each statement of financial position date the Group revises its estimates of the number of restricted shares that are expected to be delivered. Where an equity-settled award is cancelled, it is treated as if it had vested on the date of cancellation.

### 2.10 Taxation

Income taxes include all taxes based upon the taxable profits of the Group, including withholding taxes payable on the distribution of retained earnings within the Group. Other taxes not based on income, such as property and capital taxes, are included either in operating expenses or in financial expenses according to their nature. The Group's liability for current income tax is calculated using tax rates that have been enacted or substantively enacted by the end of the reporting period.

Deferred income taxes are provided based on the full liability method, under which deferred tax consequences are recognised for temporary differences between the tax bases of assets and liabilities and their carrying values. Deferred tax liabilities are generally recognised for all taxable temporary differences. Deferred tax assets are generally recognised for all deductible temporary differences, unused tax losses and unused tax credits to the extent that it is probable that taxable profit will be available against which those items can be utilised. Management considers that these tax benefits are probable on the basis of business projections on the relevant entities.

Such deferred tax assets and liabilities are not recognised if the temporary difference arises from initial recognition of an asset or liability in a transaction other than a business combination that at the time of the transaction affects neither the accounting nor the taxable income.

Deferred income tax assets and liabilities are measured at the tax rates that are expected to apply to the year when the asset is realised or the liability is settled, based on tax rates that have been enacted or substantively enacted at the balance sheet date.

Deferred income tax is provided on temporary differences arising on investments in subsidiaries and interests in jointly controlled entities, except where the timing of the reversal of the temporary difference is controlled by the Group and it is probable that the temporary difference will not reverse in the foreseeable future. Current tax assets and liabilities are offset and deferred income tax assets and liabilities are offset when the income taxes are levied by the same taxation authority and when there is a legally enforceable right to offset them.

Current and deferred tax are recognised as an expense or income in the income statement, except when they relate to items that are recognised outside the income statement, in which case the tax is also recognised outside the income statement.

### 2.11 Cash and Cash Equivalents

Cash and cash equivalents comprise cash on hand and demand deposits with banks and similar institutions. Cash equivalents are held for the purpose of meeting short-term cash commitments (maturity of three months or less from the date of acquisition) and are subject to an insignificant risk of changes in value.

### 2.12 Financial Assets

Financial assets are classified as financial assets at fair value through the income statement except for trade receivables which are classified at amortised cost. The classification depends on the nature and purpose of the financial assets and is determined at the time of initial recognition.

Regular way purchases or sales of financial assets require delivery of assets within the time frame established by regulation or convention in the marketplace. All regular way purchases or sales of financial assets are recognised and derecognised at the settlement date (i.e. the date that the asset is delivered to or by the Group). Financial assets are classified as current assets, unless they are expected to be realised beyond twelve months of the statement of financial position date.

The Group derecognises a financial asset when the contractual rights to the cash flows from the asset expire, or when it transfers the financial asset and substantially all the risks and rewards of ownership of the asset to another party. On derecognition of a financial asset in its entirety, the following amounts are recognised in the income statement: (i) the difference between the asset's carrying amount and the sum of the consideration received and receivable; (ii) the cumulative gain or loss that had been recognised in other comprehensive income and accumulated in equity.

Dividend income from investments is recognised in other financial income (expense), net when the right to receive payment has been established. Interest income is accrued on a time basis and included in other financial income (expense), net.



## Notes to the consolidated financial statements

### 2.12.1 Financial assets at fair value through the income statement

Financial assets such as debt instruments, equity securities, investment funds and derivatives not designated as effective hedging instruments are classified in this category.

Debt instruments are held with the objective to manage cash flows by both collecting their contractual cash flows and selling them at market price when needed. The main purpose of such instruments is to fund obligations related to employees. They are designated as financial assets measured at fair value through the income statement to avoid recognition inconsistency resulting from changes in fair values of the financial assets and the obligations.

Other financial assets which are not debt instruments are held with the main objectives to participate in long-term partnerships, to hedge certain financial risks, and to fund obligations related to employees. Their designation as financial assets measured at fair value through the income statement is in line with management intentions to hold such assets.

These financial assets are initially measured at fair value whereas directly attributable transaction costs are expensed in the income statement. At the end of each period, the carrying value is adjusted to the fair value with a corresponding entry in the income statement until the investment is derecognised.

The subsidiaries in the United States of America entered over the years into various life insurance contracts called corporate owned life insurance (COLI) to fund long-term obligations related to employees. For both the COLI contracts and the associated long-term obligations, adjustments to the fair value, gains and losses, are recognised in the income statement.

For quoted equity instruments, the fair value is the market value, being calculated by reference to share exchange quoted selling prices at close of business on the statement of financial position date. Non-quoted financial assets are valued at fair value based on observable market transactions or if not available based on prices given by reputable financial institutions or on the price of the latest transaction.

### 2.12.2 Financial assets at amortised cost

Trade receivables are the only financial assets that are initially recognised at fair value and subsequently measured at amortised cost. They reach the objective of collecting contractual cash flows over their life. Trade receivables are carried at amortised cost less allowances for loss. They generally do not contain a significant financing component. The allowance loss

measurement is then determined by applying a simplified approach equalling the lifetime expected credit losses. Under this approach the tracking of changes in credit risk is not required but instead the base lifetime expected credit loss at all times is applied. An allowance for loss is estimated using a provision matrix that takes into account both the outstanding amounts and the risk category of the debtor, which is based on past default experience, specific factors to debtors and reasonable and supportable information about future economic conditions. Losses are recorded within selling, marketing and distribution expenses in the income statement. Trade receivables are deemed as impaired when there is an indication of significant financial difficulties of the debtor (delinquency in or default on payments occurs, probability of bankruptcy or need for financial reorganisation).

Trade receivables are non-derivative financial assets with fixed or determinable payments that are not quoted in an active market.

## 2.13 Derivative Financial Instruments and Hedging Activities

Most derivative instruments are entered into to provide economic hedges. They are initially recognised at fair value on the date a derivative contract is entered into and are subsequently measured at their fair value. The method to recognise the resulting gain or loss depends on whether the derivative is designated as a hedging instrument and, if so, the nature of the item being hedged.

The Group documents, at the inception of the transaction, the relationship between hedging instruments and hedged items, as well as its risk management objectives and strategy for undertaking various hedging transactions. The Group also documents its assessment, both at hedge inception and on an ongoing basis, as to whether the derivatives that are used in hedging transactions are highly effective in offsetting changes in fair values or cash flows of hedged items.

Movements on the hedging reserve in shareholders' equity are shown in the statement of changes in equity. These derivatives are presented as current or non-current on the basis of their settlement dates.

### 2.13.1 Cash flow hedge

The effective portion of changes in the fair value of derivatives that are designated and qualify as cash flow hedges is recognised in the cash flow hedge reserve within other comprehensive income, limited to the cumulative change in fair value of the hedged item on a present value



## Notes to the consolidated financial statements

basis from the inception of the hedge. The gain or loss relating to the ineffective portion is immediately recognised in financing costs in the income statement.

Amounts accumulated in equity are reclassified to the income statement in the periods when the hedged transaction affects the income statement, in the same line as the recognised hedged item. However, when the hedged forecast transaction results in the recognition of a non-financial asset or liability, the amounts are transferred from equity and included in the initial measurement of the cost of the non-financial asset or liability.

When forward contracts are used to hedge forecast transactions such as future debt issuance, management assumes that the sources of hedge ineffectiveness in regards of the characteristics of the hedging relationship is sufficiently immaterial to exclusively perform a qualitative assessment.

When the hedging instrument expires or is sold, terminated or exercised, or the hedge no longer meets the criteria for hedge accounting, any cumulative gain or loss existing in equity at that time remains in equity and is recognised when the ultimate forecast transaction occurs. If the forecast transaction is no longer expected to occur, any cumulative gain or loss existing in equity is immediately taken to the income statement.

### 2.13.2 Hedges of net investments in foreign operations

Hedges of net investments in foreign operations are accounted for similarly to cash flow hedges. Any gain or loss on the foreign currency forward contracts relating to the effective portion of the hedge is recognised in other comprehensive income and accumulated in the foreign currency translation reserve. The gain or loss relating to the ineffective portion is recognised immediately in other financial income and expense in the income statement.

### 2.13.3 Derivatives at fair value through the income statement

Certain derivative instruments do not qualify for hedge accounting and are accounted for at fair value through the income statement. At each statement of financial position date these derivative instruments are valued at fair value based on quoted market prices, with the unrealised gain or loss recognised in the income statement. They are derecognised when the Group has lost control of the contractual rights of the derivatives, at which time a realised gain or loss is recognised in the income statement.

### 2.14 Inventories

Inventories are stated at the lower of cost and net realisable value. Cost is determined using a weighted average cost formula. The cost of finished goods and work in process comprises raw materials, direct labour, other direct costs and related production overheads but excludes borrowing costs. Cost of sales includes the corresponding direct production costs of goods manufactured and services rendered as well as related production overheads. Net realisable value is the estimated selling price in the ordinary course of business, less estimated costs necessary to make the sale.

### 2.15 Property, Plant and Equipment

Property, plant and equipment are initially recognised at cost of purchase or construction and subsequently at cost less accumulated depreciation and accumulated impairment losses. The cost of an item of property, plant and equipment includes expenditure that is attributable to the purchase or construction. It includes, for qualifying assets, borrowing costs in accordance with the Group's accounting policy (Note 2.19), and cost of its dismantlement, removal or restoration, related to the obligation for which an entity incurs as a consequence of installing the asset.

The assets are depreciated on a straight-line basis, except for land, which is not depreciated. Estimated useful lives of major classes of depreciable assets are as follows:

– Buildings and land improvements	40 years
– Machinery, equipment and vehicles	3–15 years

The assets' residual values and useful lives are reviewed, and adjusted if appropriate, at each statement of financial position date.

The carrying values of assets are written down to their recoverable amount when the carrying value is greater than their estimated recoverable amount (Note 2.18).

Gains and losses on disposals are determined by comparing the proceeds with the carrying amount with gains being recognised within other operating income and losses being recognised within other operating expense within the income statement.

Subsequent costs are included in the asset's carrying amount or recognised as a separate asset, as appropriate, only when it is probable that future economic benefits associated with the item will flow to the Group and the cost of the item can be measured reliably. Subsequent costs such as repairs and maintenance are recognised as expenses as incurred.



## Notes to the consolidated financial statements

### 2.16 Leases

For all agreements containing a lease, a right-of-use asset and a corresponding lease liability are recognised, except for low-value assets and short-term leases, defined as leases with a lease term of 12 months or less. Those are recognised as an expense on a straight-line basis in the consolidated income statement. The Group accounts for contracts containing both lease and non-lease components as a single lease component.

The lease liability is initially measured at the present value of the future lease payments, as from commencement date of the lease until the expected termination date. In determining the lease term, management considers all facts and circumstances that create an economic incentive to exercise an extension option, or not exercise a termination option. Extension options are only included in the lease term if the lease is reasonably certain to be extended. The lease term is reassessed if an option is, or not, actually exercised or the Group becomes obliged, or not, to exercise it. The assessment of reasonable certainty is only revised if a significant event or a significant change in circumstances occurs, which affects this assessment, and that is within the control of the lessee. The lease payments are discounted by using the interest rate implicit in the contract or, if not available, the incremental borrowing rate, which is defined as the interest rate that the Group would have to pay to borrow, over a similar term and with a similar security, the funds necessary to obtain an asset of a similar value to the right-of-use asset in a similar economic environment. The lease liability is subsequently measured to reflect interest, lease payments and any lease modifications. The lease liability is presented under the lines short-term debt and long-term debt in the consolidated statement of financial position. The interest expense is presented in the line financing costs in the consolidated income statement.

The right-of-use assets comprise the initial measurement of the corresponding lease liability, lease payments made at or before the commencement date, initial direct costs and estimates of cost to put the underlying asset in the appropriate condition. Right-of-use assets are subsequently measured at cost less accumulated depreciation and impairment losses, adjusted for any remeasurement of the lease liability. They are depreciated over the shorter period of the lease term and the useful life of the underlying asset. Right-of-use-assets are presented in the consolidated statement of financial position under the line property, plant and equipment.

All lease payments on leases are presented as part of cash flows from financing activities, except for the short-term and low-value leases cash flows which are booked under operating activities.

### 2.17 Intangible Assets

Goodwill represents the excess of the cost of an acquisition over the fair value of the Group's share of the net assets of the acquired subsidiary at the date of acquisition. Goodwill on acquisitions is recognised in the statement of financial position as an intangible asset. Goodwill is tested annually for impairment or more frequently when there are indications of impairment, and carried at cost less accumulated impairment losses. Impairment charges on goodwill are not reversed. Any goodwill or fair value adjustments to the carrying amounts of assets and liabilities arising on the acquisition of a foreign operation are recognised in the local currency at the effective date of the transaction and translated at year-end exchange rates. For the purpose of impairment testing, goodwill is allocated to the cash-generating units being the Group's reportable operating segments: Taste & Wellbeing Division and Fragrance & Beauty Division, which itself includes two lower levels of cash-generating units related to Expressions Parfumées and Fragrance Oils.

Intangible assets acquired in a business combination are identified and recognised separately from goodwill when they satisfy the definition of an intangible asset and their fair values can be measured reliably.

Internal developments are capitalised as intangible assets when there is an identifiable asset that will generate probable economic benefits and when the cost can be measured reliably. Costs include all costs directly attributable to preparing the asset for use. Development costs previously recognised as an expense are not recognised as an asset in subsequent periods.

Separately acquired intangible assets are capitalised when the identifiable asset will generate probable economic benefits and when its cost can be measured reliably.

Intangible assets are carried at cost less accumulated amortisation and accumulated impairment losses. Amortisation is on a straight-line basis over the estimated economic useful life of the asset. Useful life is determined based on the character of the asset and may be indefinite. In that case, the asset is not amortised but annually tested for impairment. Estimated definite useful life of major classes of amortisable assets are as follows:

– Process-oriented technology	5–20 years
– Client relationships	15–23 years
– Supplier relationships	3 years
– Name and product brands	2–10 years
– Software/ERP system	3–7 years



## Notes to the consolidated financial statements

Gains or losses arising on the disposal of intangible assets are measured as the difference between the net disposal proceeds and the carrying amount with gains being recognised within other operating income and losses being recognised in other operating expense within the income statement.

### 2.18 Impairment of Long-Lived Assets

Non-financial assets that are subject to depreciation or amortisation are reviewed for impairment whenever events or changes in circumstances indicate that the carrying amount may not be recoverable. When the recoverable amount of a non-financial asset, being the higher of its fair value less cost to sell and its value in use, is less than its carrying amount, then the carrying amount is reduced to the asset's recoverable value. This reduction is recognised as an impairment loss within other operating expense within the income statement. Value in use is determined by using pre-tax cash-flow projections over a five-year period and a terminal value. These are discounted using a pre-tax discount rate that reflects current market conditions of the time value of money and the risks specific to the asset.

Intangible assets with indefinite useful life are tested for impairment annually, and whenever there is an indication that the asset may be impaired.

An impairment loss is reversed if there has been a change in the circumstances used to determine the recoverable amount. A previously recognised impairment loss is reversed only to the extent that the asset's carrying amount does not exceed the carrying amount that would have been determined, net of depreciation or amortisation, if no impairment loss had been recognised.

### 2.19 Borrowing Costs

Borrowing costs directly attributable to the acquisition, construction or production of qualifying assets, which are assets that necessarily take a substantial period of time to prepare for their intended use, are added to the cost of those assets, until such time as the assets are substantially ready for their intended use.

Investment income earned on the temporary investment of specific borrowings pending their expenditure on qualifying assets is deducted from the borrowing costs eligible for capitalisation. All other borrowing costs are recognised in the income statement in the period in which they are incurred.

### 2.20 Accounts Payable – Trade and Others

Trade payables are obligations to pay for goods or services that have been acquired in the ordinary course of business from suppliers and are carried at amortised cost.

### 2.21 Debt

The proceeds of straight bonds, of private placements and of debt issued are recognised as the proceeds received, net of transaction costs incurred. Any discount arising from the coupon rate, represented by the difference between the net proceeds and the redemption value, is amortised using the effective interest rate method and charged to interest expense over the life of the bonds or the private placements. Debt is derecognised at redemption date.

Debt is classified within current liabilities unless the Group has an unconditional right to defer settlement of the liability for at least twelve months after the statement of financial position date.

### 2.22 Provisions

Provisions are recognised when the Group has a present legal or constructive obligation as a result of past events, for which it is probable that an outflow of resources embodying economic benefits will be required to settle the obligation, and for which a reliable estimate of the amount of the obligation can be made. Provisions are reviewed regularly and are adjusted where necessary to reflect the current best estimates of the obligation.

### 2.23 Own Equity Instruments

Own equity instruments are own shares and derivatives on own shares. Purchases and sales are accounted for at the settlement date.

Purchases of own shares are recognised at acquisition cost including transaction costs as a deduction from equity. The original cost of acquisition, results from resale and other movements are recognised as changes in equity, net. Treasury shares acquired by the execution of own equity derivatives are recognised at the execution date market price.

The settlement and the contract for derivatives on own shares determine the categorisation of each instrument. When the contract assumes the settlement is made by exchanging a fixed amount of cash for a fixed number of treasury shares, the contract is recognised in equity except for a forward contract to buy and write put options which is recognised as a financial liability. When the contract assumes the settlement either net in cash or net in treasury shares or in the case of option of settlement, the contract is recognised as a derivative. Instruments recognised in



## Notes to the consolidated financial statements

equity are recognised at acquisition cost including transaction costs. Instruments recognised as financial liabilities are recognised at the net present value of the strike price of the derivative on own shares with the interest charge recognised over the life of the derivative in the line Financing costs of the income statement. They are derecognised when the Group has lost control of the contractual rights of the derivative, with the realised gain or loss recognised in equity.

At each statement of financial position date instruments recognised as derivatives are valued at fair value based on quoted market prices, with any unrealised gain or loss recognised in the line Other financial income (expense), net in the income statement. They are derecognised when the Group has lost control of the contractual rights of the derivatives, with any realised gain or loss recognised.

### 2.24 Share Capital

Ordinary shares are classified as equity. Incremental costs directly attributable to the issue of new shares or options are shown in equity as a deduction, net of tax, from the proceeds.

### 2.25 Statement of Cash Flows

Cash flows from operating activities arise from the principal activities of the Group in the Fragrance & Beauty and Taste & Wellbeing businesses. The indirect method is used whereby the operating income is adjusted for the transactions of a non-cash nature in order to derive the cash generated from operations. It includes income tax paid on all activities.

Cash flows from financing activities are primarily the proceeds from the issue and repayment of the debt instruments, the dividend payment to shareholders and interest paid. Cash flows from long-term and short-term borrowings are reported separately of gross cash receipts and gross cash payments.

Cash flows from investing activities arise principally from the investments in property, plant and equipment and intangible assets, from the acquisition of subsidiaries, and from the transactions with jointly controlled entities.

### 2.26 Distribution to the Shareholders

Dividend distributions or distributions out of statutory capital reserves from 'capital contributions – additional paid-in capital' are recognised in the period in which they are approved by the Group's shareholders.

## 3. Critical Accounting Estimates and Judgments

The estimates and underlying assumptions are reviewed on an ongoing basis and are based on historical experience and other factors, including expectation of future events that are believed to be reasonable under the circumstances.

### 3.1 Critical Accounting Estimates and Assumptions

The key assumptions concerning the future, and other key sources of estimation uncertainty at the statement of financial position date that have a significant risk of causing a material adjustment to the carrying amounts of assets and liabilities within the next financial year, are for the most part related to:

- In a business combination, the determination of the fair value of the identifiable assets acquired, particularly intangibles, and the liability requiring estimations which are based on all available information and in some cases on assumptions with respect to the timing and amount of future revenues and expenses associated with an asset. The purchase price is allocated to the underlying acquired assets and liabilities based on their estimated fair value at the time of acquisition. The excess is reported as goodwill. As a result, the purchase price allocation impacts reported assets and liabilities, future net earnings due to the impact on future depreciation and amortisation expense and impairment charges (Note 6);
- The impairment of goodwill requiring estimates of the value in use of the cash-generating units to which goodwill is allocated (Note 22);
- The impairment of long-lived assets requiring estimates to measure the recoverable amount of an asset or group of assets (Note 21 and 22);
- The calculation of the present value of defined benefit obligations requiring financial and demographic assumptions (Note 8);
- The determination and provision for income taxes requiring estimated calculations for which the ultimate tax determination is uncertain (Note 16);
- The provisions requiring assumptions to determine reliable best estimates (Note 25); and
- The contingent liabilities assessment (Note 29).





## Notes to the consolidated financial statements

If, in the future, estimates and assumptions, which are based on management's best judgment at the date of the financial statements, deviate from the actual circumstances, the original estimates and assumptions will be modified as appropriate in the year in which the circumstances change.

### 3.2 Critical Judgments in Applying the Entity's Accounting Policies

In the process of applying the Group's accounting policies, management has made the following judgments, apart from those involving estimates, which have the most significant effect on the amounts recognised in the consolidated financial statements:

- Computer software and Enterprise Resource Planning: Computer software is internally developed programmes or modifications that result in new or in substantial improvements of existing IT systems and applications. Enterprise Resource Planning relates to the implementation of an ERP system that is changing the way the business is done in the areas of Finance, Supply Chain and Compliance. The Group has determined that the development phase of internally developed software and the ERP business transformations will provide future economic benefits to the Group and meet the criterion of intangible assets (Note 22); and
- Internal developments on formulas, technologies and products: The outcome of these developments depends on their final formulation and application, which varies to meet customer needs, and consequently the future economic benefits of these developments are not certain. Thus the criteria for the recognition as an asset of the internal developments on formulas, technologies and products are generally not met. The expenditures on these activities are recognised as expense in the period in which they are incurred.

## 4. Foreign Exchange Rates

Foreign currency to Swiss francs exchange rates			31 Dec 2021	Average 2021	31 Dec 2020	Average 2020	31 Dec 2019	Average 2019
	ISO code	Units						
Dollar	USD	1	0.91	0.91	0.88	0.94	0.97	0.99
Euro	EUR	1	1.04	1.08	1.08	1.07	1.09	1.11
Pound	GBP	1	1.23	1.26	1.21	1.21	1.28	1.27
Yen	JPY	100	0.79	0.83	0.86	0.88	0.89	0.91
Singapore dollar	SGD	1	0.68	0.68	0.67	0.68	0.72	0.73
Real	BRL	1	0.16	0.17	0.17	0.18	0.24	0.25
Renminbi	CNY	1	0.14	0.14	0.14	0.14	0.14	0.14
Mexican peso	MXN	100	4.45	4.49	4.44	4.37	5.13	5.13
Rupiah	IDR	10,000	0.64	0.64	0.63	0.64	0.70	0.70

## 5. Financial Risk Management

### 5.1 Capital Management

The objective of the Group when managing capital is to maintain the ability to continue as a going concern whilst maximising shareholder value through an optimal balance of debt and equity.

In order to maintain or adjust the capital structure, management may issue or reimburse debt, propose to adjust the amounts distributed to the shareholders, return capital to shareholders, issue new shares and cancel shares through share buyback programmes.

The Group monitors its capital structure using a number of classic measures, mainly Leverage and Net Debt to EBITDA. The Group is committed to maintaining an investment grade credit profile, as defined by external rating agencies.

The Leverage ratio is defined as net debt divided by the sum of net debt and equity.

The Net Debt to EBITDA ratio is defined as follows:

- Net debt is calculated as the total of the consolidated short-term and long-term debt, less cash and cash equivalents.



## Notes to the consolidated financial statements

- EBITDA is defined as Earnings Before Interest (and other financial income (expense), net), Tax, Depreciation and Amortisation, corresponds to operating income before depreciation, amortisation and impairment of long-lived assets.

The Group has entered into several private placements which contain various covenants with externally imposed capital requirements. The Group was in compliance with these requirements as at 31 December 2021 and 2020.

### 5.2 Financial Risk Management

The Group's activities expose it to a variety of financial risks: market risk (including currency risk, interest rate risk and price risk), credit risk and liquidity risk. The Group's overall risk management programme focuses on the unpredictability of financial markets and seeks to minimise potential adverse effects on the Group's financial performance. The Group generally enters into financial derivative transactions to hedge underlying business related exposures.

Risk management is carried out by a team within the central treasury department (hereafter 'Group Treasury') under the risk management policies approved by the Board of Directors. The Board of Directors provides written principles for overall risk management, as well as written policies covering specific areas, such as foreign exchange risk, interest rate risk and credit risk, use of derivative financial instruments and non-derivative financial instruments, and investment of excess liquidity.

Group Treasury monitors and manages financial risks relating to the operations of the Group through internal risk reports which analyse exposures by degree and magnitude of risk. To manage the interest rate and currency risk arising from the Group's operations and its sources of finance, the Group enters into derivative transactions, primarily interest rate swaps, forward currency contracts and options. Compliance with policies and exposure limits is reviewed by the treasury controlling on a continuous basis. Group Treasury issues monthly reports for the Chief Financial Officer and quarterly reports for the Audit Committee.



## Notes to the consolidated financial statements

### Categories of financial instruments

The accounting policies for financial instruments have been applied to the items in the table:

2021 in millions of Swiss francs	Note	At amortised cost	At fair value through the income statement	Derivatives used for hedge accounting	Other financial liabilities	Total
<b>Current financial assets</b>						
Cash and cash equivalents	18	273				273
Derivative financial instruments	5.3		16			16
Financial assets at fair value through income statement	5.3		4			4
Accounts receivable – trade	19	1,464				1,464
Other current assets <sup>a</sup>		147				147
<b>Non-current financial assets</b>						
Derivative financial instruments	5.3			37		37
Financial assets at fair value through income statement	5.3		297			297
<b>Total financial assets as at 31 December</b>		<b>1,884</b>	<b>317</b>	<b>37</b>		<b>2,238</b>
<b>Current financial liabilities</b>						
Short-term debt	23	48 <sup>b</sup>			380	428
Derivative financial instruments	5.3		37			37
Accounts payable					1,008	1,008
<b>Non-current financial liabilities</b>						
Derivative financial instruments	5.3			61		61
Long-term debt	23	356 <sup>b</sup>			3,883	4,239
<b>Total financial liabilities as at 31 December</b>		<b>404</b>	<b>37</b>	<b>61</b>	<b>5,271</b>	<b>5,773</b>

a) Other current assets consist of other receivables non trade.

b) Lease liabilities.

2020 in millions of Swiss francs	Note	At amortised cost	At fair value through the income statement	Derivatives used for hedge accounting	Other financial liabilities	Total
<b>Current financial assets</b>						
Cash and cash equivalents	18	411				411
Derivative financial instruments	5.3		54			54
Financial assets at fair value through income statement	5.3		4			4
Accounts receivable – trade	19	1,359				1,359
Other current assets <sup>a</sup>		154				154
<b>Non-current financial assets</b>						
Derivative financial instruments	5.3			65		65
Financial assets at fair value through income statement	5.3		180			180
<b>Total financial assets as at 31 December</b>		<b>1,924</b>	<b>238</b>	<b>65</b>		<b>2,227</b>
<b>Current financial liabilities</b>						
Short-term debt	23	45 <sup>b</sup>			161	206
Derivative financial instruments	5.3		19	30		49
Accounts payable					809	809
<b>Non-current financial liabilities</b>						
Derivative financial instruments	5.3			103		103
Long-term debt	23	369 <sup>b</sup>			3,876	4,245
<b>Total financial liabilities as at 31 December</b>		<b>414</b>	<b>19</b>	<b>133</b>	<b>4,846</b>	<b>5,412</b>

a) Other current assets consist of other receivables non trade.

b) Lease liabilities.

The carrying amount of each class of financial assets and liabilities disclosed in the previous tables approximates to the fair value. The fair value of each class of financial assets and liabilities, except financial assets and liabilities at amortised cost, is determined by reference to published price quotations and is estimated based on valuation techniques using the



## Notes to the consolidated financial statements

quoted market prices. Given the nature of the Group's accounts receivable trade items, the carrying value is considered as equivalent to the fair value.

### 5.2.1 Market Risk

The Group's activities primarily expose it to the financial risks of changes in foreign currency exchange rates, interest rates and commodity prices. The Group enters into a number of derivative financial instruments to manage its exposure to foreign currency risk and interest rate risk, including:

- Currency derivatives, mainly forward foreign exchange contracts, to hedge the exchange rate risk arising from recorded transactions; and
- Interest rate swaps and other instruments to mitigate the risk of interest rate increases and/or to optimally manage interest rate costs depending on the prevailing interest rate environment.

Market risk exposures are measured using sensitivity analysis. There has been no change during the year in the structure of the Group's exposure to market risks or the manner in which these risks are managed.

#### 5.2.1.1 Foreign Exchange Risk

The Group operates across the world and is exposed to movements in foreign currencies affecting its net income and financial position. Foreign exchange risk arises from future commercial transactions, recognised assets and liabilities, and net investments in foreign operations.

It is the Group's policy to enter into derivative transactions to hedge current and forecasted foreign currency transactions, and translation risk arising from certain investments in foreign operations with a functional currency different from the Group's presentation currency.

In 2018 the Group applied hedge accounting on the net investment in foreign currency in Naturex SA with the aim of being protected from the foreign currency risk on the translation of the investment in Naturex (i.e. EUR) into the Group's presentation currency (i.e. CHF). In total EUR 1,292 million of Euro straight bonds were designated as hedging instruments, corresponding to the net investment in Naturex. This resulted in a gain of CHF 57 million (2020: gain of CHF 7 million), recognised in currency translation differences in equity in 2021.

In 2020 and 2021 the Group applied hedge accounting on the foreign currency risk related to the Euro straight bond coupons, and to the acquisitions of the cosmetic business of Indena in 2020.

In 2020 the Group also applied hedge accounting on the net investment in foreign currency in Ungerer with the aim of being protected from the foreign currency risk on the translation of the investment in Ungerer (i.e. USD) into the Group's presentation currency (i.e. CHF). The combination of a Eurobond and several cross-currency swaps as one single item are designated as a hedging instrument for a total of USD 544 million corresponding to the foreign currency principal cash flow of the cross-currency swap. In 2021 it resulted in a loss of CHF 15 million (2020: gain of CHF 51 million) recognised in currency translation differences in equity.

The cross-currency swaps designated in the above mentioned hedging relationship have the following characteristics:

Entity	Issue date	Type of instrument	Notional amount in millions of EUR	Notional amount in millions of USD	Annual USD fixed interest rate (payment)	Annual EUR fixed interest rate (receipt)	Starting date	Maturity date
			80	87.3	2.218%			
			100	108.8	2.166%			
<b>Givaudan SA</b>	2020	Cross-currency swaps	80	86.9	2.167%	1%	22 Apr 2020	22 Apr 2027
			80	87.0	2.166%			
			90	97.9	2.133%			
			70	76.2	2.126%			

Furthermore, Group Treasury centrally manages foreign exchange risk management activities against the functional currency of each subsidiary, and is required to hedge, whenever cost-effective, their largest exposures.

The measurement of the foreign currency risk expresses the total exposure by currency, which is in the opinion of Group Treasury a representative manner to monitor the risk. It measures the cumulative foreign exchange risk of all subsidiaries of recognised assets and liabilities that are denominated in a currency (e.g. USD) that is not the subsidiary's functional currency (e.g. other than USD).



## Notes to the consolidated financial statements

The following table summarises the significant exposures to the foreign currency risk at the date of the consolidated statement of financial position:

<b>Currency exposure 2021</b> in millions of Swiss francs	USD	EUR	CHF	GBP	SGD
Currency exposure without hedge <sup>a</sup>	542	(934)	325	(369)	105
Hedged amount	(601)	907	(308)	282	(110)
Currency exposure including hedge	(59) <sup>b</sup>	(27)	17	(87)	(5)

<b>Currency exposure 2020</b> in millions of Swiss francs	USD	EUR	CHF	GBP	SGD
Currency exposure without hedge <sup>a</sup>	424	(774)	113	(200)	109
Hedged amount	(440)	754	(108)	195	(111)
Currency exposure including hedge	(16) <sup>b</sup>	(20)	5	(5)	(2)

a) + long position; – short position.

b) Mainly due to unhedged positions in countries where hedging is not cost-effective.

In the exposure calculations the intra-Group positions, except those related to net investments in foreign operations in Naturex and Ungerer, are included. The Euro straight bonds for the amounts of EUR 1,292 million and USD 544 million, which are both designated as hedging instruments, have been excluded respectively from the EUR and USD exposures to align the foreign exchange risk through natural hedging.

The following table summarises the sensitivity to transactional currency exposures of the main currencies as at 31 December:

<b>Currency risks 2021</b> in millions of Swiss francs	USD	EUR	CHF	GBP	SGD
Reasonable shift	10%	5%	5%	7%	6%
Impact on income statement if the currency strengthens against all other currencies	(6)	(1)	1	(6)	–
Impact on income statement if the currency weakens against all other currencies	6	1	(1)	6	–

<b>Currency risks 2020</b> in millions of Swiss francs	USD	EUR	CHF	GBP	SGD
Reasonable shift	9%	5%	6%	12%	6%
Impact on income statement if the currency strengthens against all other currencies	(1)	(1)	–	(1)	–
Impact on income statement if the currency weakens against all other currencies	1	1	–	1	–

The sensitivity is based on the exposure at the date of the consolidated statement of financial position and based on assumptions deemed reasonable by management, showing the impact on income before tax. Management uses historical volatilities of the significant currencies contributing to the exposure to determine the reasonable change.

Argentina became hyperinflationary effective 1 July 2018, requiring retroactive implementation of hyperinflation accounting as of 1 January 2018. The impact of the restatement of the non-monetary assets and liabilities of the subsidiaries in Argentina with the general price index at the beginning of the period is recorded in the opening equity. In the current year the subsequent loss resulting from the restatement of non-monetary assets of CHF 2 million (2020: CHF 2 million loss) is recorded in other financial income (expense), net.



## Notes to the consolidated financial statements

### 5.2.1.2 Interest Rate Risk

The Group is exposed to interest rate risk because entities in the Group borrow funds at fixed as well as floating interest rates, and invest in debt financial instruments. Borrowings issued at variable rates expose the Group to cash flow interest rate risk which is partially counterbalanced by cash held at variable rates. Borrowings issued at fixed rates expose the Group to fair value interest rate risk.

Group Treasury manages interest rate risk centrally by simulating various scenarios on liabilities taking into consideration refinancing, renewal of existing positions and hedging. Hedging strategies are applied by either positioning the liabilities or protecting interest expense through different interest cycles. Hedging activities are regularly evaluated to align interest rate views and define risk limits. Group Treasury manages interest rate risk mainly through the use of interest rate swap contracts.

In response to the announcements made by IBOR regulators (the Financial Conduct Authority) in regard of the transition to new interest rate benchmarks to replace LIBOR, the Group had set up an IBOR transition project comprising the following work streams: risk management, tax, treasury, legal, accounting and systems. The aim of the programme was to understand where the business could be impacted by IBOR exposures and prepare and deliver on an action plan to enable a smooth transition to alternative benchmark rates. During 2021 the Group has performed all activities necessary, that were resulting from the IBOR transition project. The revolving credit facility contract has been amended accordingly, while for the interest rate derivatives the ISDA (International Swaps and Derivatives Association) fallbacks will automatically be triggered.

The following table shows the sensitivity to interest rate changes:

<b>As at 31 December 2021</b> in millions of Swiss francs	150 basis points increase	25 basis points decrease
Impact on income statement	–	–
Impact on equity	147	(30)

As at 31 December 2020 in millions of Swiss francs	150 basis points increase	25 basis points decrease
Impact on income statement	–	–
Impact on equity	152	(31)

The sensitivity is based on exposure on net liabilities at the date of the consolidated statement of financial position using assumptions which have been deemed reasonable by management showing the impact on the income before tax.



## Notes to the consolidated financial statements

### Cash flow hedges

The Group entered into several forward starting interest rate swaps, in order to protect against future increases in interest rates, while also fixing the interest rate on future debt issuance. The transactions have the following characteristics:

Entity	Issue date	Hedge instrument	Currency of instrument	Notional amount in millions	Annual fixed interest rate (payment)	Floating rate (receipt)	Starting date	Maturity date	Hedge item
Givaudan SA	2014 2015	Forward starting interest rate swaps	CHF	100	2.345%	The 3 months CHF Libor rate	15 Feb 2024 19 Mar 2024	15 Feb 2034 19 Mar 2034	Highly probable debt issuance in 2024 replacing the public bond of CHF 150 million, issued in Mar 2014 with a 10 year maturity
	2016 2017			100	0.921%	The 6 months CHF Libor rate	05 Dec 2031	05 Dec 2041	Highly probable debt issuance in 2031 replacing the public bond of CHF 200 million, issued in Dec 2016 with a 15 year maturity
	2018			25	1.275%		09 Apr 2025	09 Apr 2030	Highly probable debt issuance in 2025 replacing the public bond of CHF 200 million, issued in Apr 2018 with a 7 year maturity
	2019 2020 2021			100	0.967%	20 Dec 2024	22 Dec 2031	Highly probable debt issuance in 2024 replacing the private placement of EUR 200 million, issued in Dec 2017 with a 7 year maturity	
	EUR		250	1.302%	17 Sep 2025	17 Sep 2032	Highly probable debt issuance in 2025 replacing the public bond of EUR 500 million, issued in Sep 2018 with a 7 year maturity		
			375	1.190%	17 Sep 2030	17 Sep 2040	Highly probable debt issuance in 2030 replacing the public bond of EUR 800 million, issued in Sep 2018 with a 12 year maturity		
			150	0.715%	22 Apr 2032	22 Apr 2042	Highly probable debt issuance in 2032 replacing the public bond of EUR 500 million, issued in Apr 2020 with a 12 year maturity		
			175	0.551%	22 Apr 2027	22 Apr 2034	Highly probable debt issuance in 2027 replacing the public bond of EUR 500 million, issued in Apr 2020 with a 7 year maturity		

The carrying amount of the total cash flow hedges at 31 December 2021 is CHF 52 million (2020: CHF 133 million). The amount of fair value recognised in other comprehensive income is CHF 42 million (2020: CHF 58 million).



## Notes to the consolidated financial statements

### Hedge positions closed

The Group closed several financial instruments which had been entered into to protect against future increases in interest rate, while also fixing the interest rate on future debt issuance. The corresponding losses which have been recorded in equity will be recycled in the income statement (Financing costs) over the period of the cash flow initially hedged, although the period of cash flows of the newly issued debt is sometimes different. The transactions have the following characteristics:

Entity	Inception date	Type of Instrument	Currency of Instrument	Notional amount in millions	Average rate	Fair value of financial instrument at the date of settlement in millions of Swiss francs	Amount recycled in the income statement over the period in millions of Swiss francs	Starting date of recycling through income statement	Maturity Date	Tranche	Assigned to debt	
Givaudan SA	2012	Treasury locks	USD	100	1.80%	(1)	–	Feb 2013	Feb 2023	10Y	Private Placements for a total of USD 250 million, respectively USD 40 million redeemable in February 2020 with an annual interest rate of 2.74%, USD 150 million redeemable in February 2023 with an annual interest rate of 3.30% and USD 60 million redeemable in February 2025 with an annual interest rate of 3.45%.	
	2012		CHF	75	1.63%	(8)	(2)	Dec 2016	Dec 2021	5Y	Public bond for a total of CHF 300 million, respectively CHF 100 million at a rate of 0.000% with 6 year maturity and CHF 200 million at a rate of 0.625% with 15 year maturity.	
	2012 2014		CHF	150	1.90%	(15)	(3)	Apr 2018	Apr 2023	5Y	Public bond for a total of CHF 350 million, respectively CHF 150 million at a floating rate with 2 year maturity and CHF 200 million at a rate of 0.375% with 7 year maturity.	
	June 2018	Forward starting interest rate swaps	EUR	400	1.05%	(1) (5)	– (1)	Sep 2018	Sep 2025 Sep 2028	7Y 10Y	Dual tranche placement of Euro bond totalling EUR 1,300 million, respectively of EUR 500 million at a rate of 1.125% for 7 years and EUR 800 million at a rate of 2.000% for 12 years.	
	2014 2015 2018 2019		CHF	125	1.40%	(2) (20)	– (2)	Nov 2020	Nov 2025 Nov 2028	5Y 8Y	Public bond of CHF 150 million at a rate of 0.150% with 8 year maturity.	
	2014 2015		CHF	125	2.05%	(25)	–	Dec 2021	Jun 2030	8.5Y	Public bond of CHF 150 million at a rate of 0.375% with 10 year maturity.	
<b>Total for the year ended 31 December 2021</b>							<b>(8)</b>					





## Notes to the consolidated financial statements

### 5.2.1.3 Price Risk

The Group is exposed to equity price risk arising from equity investments held classified at fair value through income statement. The Group manages its price risk through a diversification of portfolios within the limits approved by the Board of Directors.

The Group holds its own shares to meet future expected obligations under the various share-based payment schemes.

### Sensitivity analysis

The Group's equity portfolio is composed of US and EUR shares. The benchmark for the reasonable change is an average of historical volatility of US indexes (16% for the last three years) and of CAC PME index (25% for the last three years).

The sensitivity analysis has been determined based on the exposure to equity price risks at the end of the reporting period:

2021 in millions of Swiss francs	Equity price increase	Equity price decrease
Impact on income statement	57	(57)

2020 – 16% USD & 24% EUR in millions of Swiss francs	Equity price increase	Equity price decrease
Impact on income statement	32	(32)

### 5.2.2 Credit Risk

Credit risk refers to the risk that a counterparty will default on its contractual obligations resulting in a financial loss to the Group. Commercial credit risk is managed by the Group's subsidiaries and monitored on a Group basis whilst counterparty risk related to financial institutions is centrally managed within the Group Treasury function.

Trade receivables are subject to a policy of active risk management which focuses on the assessment of country risk, credit limits, ongoing credit evaluation and account monitoring procedures. Generally, there is no significant concentration of trade receivables or commercial counterparty credit risk, due to the large number of customers that the Group deals with and their wide geographical spread with the exception of one single external customer that generates revenues, mainly attributable to the Fragrance & Beauty Division, of approximately CHF 526 million (2020: CHF 566 million). Countries, credit limits and exposures are continuously monitored.

The credit risk on liquid funds, derivatives and other monetary financial assets is limited because the counterparties are financial institutions with investment grade ratings.

The following table presents the credit risk exposure to individual financial institutions:

	2021			2020		
	Total in Mio CHF	Max. with any individual bank in Mio CHF	Number of banks	Total in Mio CHF	Max. with any individual bank in Mio CHF	Number of banks
AAA – range	3	2	1	30	30	1
AA – range	3	2	4	16	14	4
A – range	99	68	15	104	50	12
BBB – range	136	97	5	275	155	7

The carrying amount of financial assets recognised in the consolidated financial statements, which is net of impairment losses, represents the Group's maximum exposure to credit risk.

### 5.2.3 Liquidity Risk

The Group manages liquidity risk by maintaining sufficient cash, marketable securities, availability of funds through an adequate amount of committed credit facilities and the ability to close out market positions. Due to the dynamic nature of the underlying businesses, Group Treasury maintains flexibility in funding by maintaining availability under committed and uncommitted credit lines.

Group Treasury monitors and manages cash at the Group level and defines the maximum cash level at subsidiary level. Cash surpluses held by subsidiaries over and above amounts required for working capital management are transferred to the central treasury centre. The surplus of cash is generally invested in interest bearing current accounts, time deposits, money market deposits and funds. When necessary, intercompany loans are granted by the Group to subsidiaries to meet their non-recurrent payment obligations.

The following table analyses the Group's remaining contractual maturity for financial liabilities and derivative financial instruments. The table has been drawn up based on the undiscounted cash flows of financial liabilities based on the earliest date on which the Group is obliged to pay.



## Notes to the consolidated financial statements

The table includes both interest and principal cash flows:

2021 in millions of Swiss francs	Up to 6 months	6–12 months	1–5 years	Over 5 years	Total
Short-term debt (excluding bank overdrafts)	(176)	(214)			(390)
Accounts payable	(1,008)				(1,008)
Net settled derivative financial instruments			(9)	(44)	(53)
Gross settled derivative financial instruments – outflows	(2,748)	(679)			(3,427)
Gross settled derivative financial instruments – inflows	2,730	677			3,407
Long-term debt	(24)	(28)	(1,340)	(2,622)	(4,014)
<b>Balance as at 31 December</b>	<b>(1,226)</b>	<b>(244)</b>	<b>(1,349)</b>	<b>(2,666)</b>	<b>(5,485)</b>

2020 in millions of Swiss francs	Up to 6 months	6–12 months	1–5 years	Over 5 years	Total
Short-term debt (excluding bank overdrafts)	(5)	(164)			(169)
Accounts payable	(809)				(809)
Net settled derivative financial instruments			(18)	(113)	(131)
Gross settled derivative financial instruments – outflows	(1,860)	(700)			(2,560)
Gross settled derivative financial instruments – inflows	1,889	706			2,595
Long-term debt	(24)	(28)	(1,787)	(2,477)	(4,316)
<b>Balance as at 31 December</b>	<b>(809)</b>	<b>(186)</b>	<b>(1,805)</b>	<b>(2,590)</b>	<b>(5,390)</b>

The undiscounted cash flows related to lease liabilities are CHF 52 million (2020: CHF 52 million) within 1 year, CHF 129 million (2020: CHF 146 million) within 1 to 5 years and CHF 268 million (2020: CHF 261 million) thereafter.

### 5.3 Fair Value Measurements

The following tables present the Group's assets and liabilities that are measured subsequent to initial recognition at fair value, grouped into levels 1 to 3 based on the degree to which the fair value is measured:

- **Level 1** inputs to measure fair value are those derived from quoted prices (unadjusted) in active markets for identical assets or liabilities;

- **Level 2** inputs to measure fair value are those derived from inputs other than quoted prices included within Level 1 that are observable for the asset or liability, either directly (i.e. as prices) or indirectly (i.e. derived from prices); and

- **Level 3** inputs to measure fair value are those derived from valuation techniques that include inputs for the asset or liability that are not based on observable market data (unobservable inputs).

2021 in millions of Swiss francs	Level 1	Level 2	Level 3	Total
<b>Financial assets at fair value through income statement</b>				
Forward foreign exchange contracts		16		16
Swaps (hedge accounting)		37		37
Corporate owned life insurance		45		45
Equity securities	113	19	107	239
Debt securities		17		17
<b>Total assets</b>	<b>113</b>	<b>134</b>	<b>107</b>	<b>354</b>
<b>Financial liabilities at fair value through income statement</b>				
Forward foreign exchange contracts		37		37
Swaps (hedge accounting)		61		61
<b>Total liabilities</b>		<b>98</b>		<b>98</b>

2020 in millions of Swiss francs	Level 1	Level 2	Level 3	Total
<b>Financial assets at fair value through income statement</b>				
Forward foreign exchange contracts		54		54
Swaps (hedge accounting)		65		65
Corporate owned life insurance		37		37
Equity securities	109	17	4	130
Debt securities		17		17
<b>Total assets</b>	<b>109</b>	<b>190</b>	<b>4</b>	<b>303</b>
<b>Financial liabilities at fair value through income statement</b>				
Forward foreign exchange contracts		19		19
Swaps (hedge accounting)		133		133
<b>Total liabilities</b>		<b>152</b>		<b>152</b>



## Notes to the consolidated financial statements

Financial assets and liabilities at fair value through income statement are measured with Level 1, Level 2 and Level 3 inputs. Level 1 financial assets consist of marketable securities quoted on financial market. Level 2 financial assets and liabilities consist of cross-currency swaps and forward foreign exchange contracts that are measured using quoted forward exchange rates and yield curves derived from quoted interest rates matching maturities of the contracts, of interest swaps that are measured using quoted interest rates and yield curves derived from quoted interest rates matching maturities of the contracts, and of corporate owned life insurance (COLI) that are measured on quoted instruments with similar credit ratings and terms in a mix of money market, fixed income and equity funds managed by unrelated fund managers. Level 3 financial assets consist of investment funds in venture capital that are measured quarterly by independent third parties using proprietary valuation models which are audited by qualified authorities.

Furthermore, as disclosed in note 6, level 3 financial assets also include the b.kolor investment made by the Group as well as the option to acquire a controlling stake in the business. The value of the b.kolor investment was determined by performing a Discounted Cash Flow analysis on the basis of the latest business plan information available to the Group. On the other hand, the fair value measurement of the option was determined through a Monte Carlo valuation model which requires assumptions and inputs that can lead to volatility of the underlying value. The volatility used in the model was estimated based on a group of comparable quoted companies using their daily and monthly share prices over a period of three years. The total loss relating to level 3 financial assets recognized in other financial income (expenses), net amounted to CHF 2 million.

The carrying amount of each class of financial assets and liabilities disclosed above approximates their fair value. There was no transfer between the level categories in the period.

## 6. Acquisitions and Investments

### Acquisitions 2021

During the year Givaudan made three acquisitions, Myrissi, DDW, and Custom Essence, as well as an investment in b.kolor.

#### Myrissi

As part of its long term strategy to expand its capabilities in artificial intelligence (AI), Givaudan acquired 100% of the share capital of Myrissi on 14 April 2021 for a purchase price of CHF 1.2 million. Founded in 2014 and based in France, Myrissi has developed a patented AI technology capable of translating fragrances into colour patterns and images, relevant to the consumer as well as predicting the end consumer's emotional response.

The identifiable assets and liabilities of Myrissi acquired are recorded at fair value at the date of acquisition and CHF 0.9 million goodwill has been recognised. The goodwill arising on the acquisition relates mainly to the value of the qualified workforce and expected synergies that do not meet the criteria for recognition as separable intangible assets. In compliance with IFRS 3, these values determined are provisional and the Group has twelve months from the date of acquisition to finalise the allocation of the acquisition price.

#### b.kolormakeup & skincare

On 30 June 2021 Givaudan acquired 25% of the share capital of b.kolormakeup & skincare, for a purchase price of CHF 89 million (EUR 80 million), of which CHF 83 million (EUR 75 million) was paid on 30 June 2021 and CHF 6 million (EUR 5 million) was paid on 12 October 2021. b.kolor is an innovative Italian company specialised in developing and producing end to end products in make-up and skin care for Consumer Packaged Goods (CPG) and luxury customers. Founded in 2000, b.kolor is headquartered close to Milan, Italy and employs around 250 employees. By joining forces, Givaudan Fragrance & Beauty and b.kolor will leverage their respective capabilities to provide creative and unique products and integrated solutions to customers.

The terms of the agreement do not establish a significant influence for Givaudan and the investment has therefore been accounted for as a financial asset at fair value through income statement. Under the terms of the agreement, Givaudan has the option but not the obligation to acquire a controlling stake in b.kolor after a period of three years.



## Notes to the consolidated financial statements

### Custom Essence

On 3 December 2021 Givaudan acquired 100% of the share capital of Custom Essence, a US based fragrance creation house, for a purchase price of CHF 247 million (USD 268 million). Founded in 1981, Custom Essence is a family owned business based in New Jersey, USA. They specialise in the formulation of natural fragrances and create perfumes across categories for both local and regional and for larger customers. The company employs 70 people globally.

The identifiable assets and liabilities of Custom Essence acquired are recorded at fair value at the date of acquisition. Total net assets acquired of CHF 118 million consist of cash (CHF 7 million), working capital (CHF 10 million), fixed assets (CHF 1 million), intangible assets which are comprised of process knowledge, client relationships and brand name (CHF 101 million) and other liabilities (CHF 1 million).

The total purchase price of CHF 247 million and the acquisition results in goodwill of CHF 129 million which relates mainly to the value of the qualified workforce and expected synergies that do not meet the criteria for recognition as separable intangible assets.

Due to the timing of the acquisition, the determination of the fair values of the identifiable assets and liabilities acquired is based on a provisional approach considering judgements and assumptions as at 31 December 2021, as not all information with respect to the timing and amount of future revenues and expenses associated with the assets, particularly intangible assets, and liabilities, is available at this point in time. Therefore, and in compliance with IFRS 3, these fair values determined are provisional and the Group has twelve months from the date of acquisition to adjust these provisional fair values and to finalise the purchase price allocation.

### DDW

On 8 December 2021 Givaudan acquired 100% of the share capital of DDW, The Color House, a US based natural colour company, for a purchase price of CHF 214 million (USD 232 million). Headquartered in Louisville, Kentucky, USA, DDW is a leading privately-held company in the natural colour industry, with 12 manufacturing facilities around the world and 315 employees. Founded in 1865, the company has developed a strong market position from its origins in the brewing industry through its market leading capabilities in caramel colours and for the last 20 years having a strong focus on natural colours for the food and beverage industry.

The identifiable assets and liabilities of DDW acquired are recorded at fair value at the date of acquisition. Total net assets acquired of CHF 126 million consist of cash (CHF 9 million), working

capital (CHF 24 million), other short term assets (CHF 1 million), fixed assets (CHF 24 million), intangible assets which are comprised of process knowledge, client relationships and brand name (CHF 121 million), other long term assets (CHF 12 million), short-term loans and bank loans (CHF 33 million) and other liabilities (CHF 32 million).

From the total purchase price of CHF 214 million, CHF 169 million was settled in cash at the closing date, whilst the remainder will be settled in cash after a period of three years from the date of acquisition and will be subject to adjustment based on agreed performance criteria. The total acquisition results in goodwill of CHF 88 million which relates mainly to the value of the qualified workforce and expected synergies that do not meet the criteria for recognition as separable intangible assets.

Due to the timing of the acquisition, the determination of the fair values of the identifiable assets and liabilities acquired is based on a provisional approach considering judgements and assumptions as at 31 December 2021, as not all information with respect to the timing and amount of future revenues and expenses associated with the assets, particularly intangible assets, and liabilities, is available at this point in time. Therefore, and in compliance with IFRS 3, these fair values determined are provisional and the Group has twelve months from the date of acquisition to adjust these provisional fair values and to finalise the purchase price allocation.

### Acquisitions 2020

During the year Givaudan made three acquisitions, Ungerer, the cosmetics business of Indena and Alderys.

#### Ungerer

On 20 February 2020 Givaudan acquired 100% of the share capital of Ungerer and its affiliates for a purchase price of CHF 676 million (USD 688 million). Headquartered in New Jersey, USA, Ungerer is a leading independent company in the flavour and fragrance specialty ingredients business, most notably in essential oils, which provides a rich palette of predominantly natural ingredients for flavour and fragrance creation, as well as for end customers of such specialties. Ungerer also has an impressive local and regional customer presence for both flavours and fragrances in North America. Founded more than 125 years ago, Ungerer has developed a strong market position in all segments and a high quality reputation with its customer base. With a presence in more than 60 countries, a total of eight manufacturing facilities and six R&D centres, Ungerer's capabilities and its 650 employees will further extend Givaudan's market leadership in its core flavour and fragrance activities.



## Notes to the consolidated financial statements

The identifiable assets and liabilities of Ungerer acquired are recorded at fair value at the date of acquisition and are as follows:

in millions of Swiss francs	Fair value
Cash and Cash equivalents	94
Accounts receivable	36
Inventories	78
Other current assets	10
Property, plant and equipment	36
– Client relationships	213
– Process-oriented technology and other	73
– Name and product brands	10
– Software / ERP system	1
Total identified intangible assets	297
Accounts payable	(4)
Other payables	(67)
Provisions	(7)
Debt	(7)
Deferred tax liabilities	(63)
<b>Net assets acquired</b>	<b>403</b>
Cash consideration	676
<b>Goodwill</b>	<b>273</b>

The goodwill of CHF 273 million arising on the acquisition relates mainly to the value of the qualified workforce and expected synergies that do not meet the criteria for recognition as separable intangible assets. The goodwill is allocated partly to the Taste & Wellbeing division and partly to the Fragrance & Beauty division for the amounts of CHF 191 million and CHF 82 million respectively. The total amount of goodwill that is expected to be deductible for tax purposes is nil.

The acquired receivables are fair valued at CHF 36 million. The gross contractual amounts of the receivables acquired are CHF 37 million. The best estimation at the acquisition date of the contractual cash flows not to be collected amounts to CHF 1 million.

The allocation of the acquisition price has been finalised and no adjustments were made to the acquisition values.

### Indena

On 29 May 2020 Givaudan acquired the cosmetics business of Indena for a purchase price of CHF 32 million (EUR 30 million). Headquartered in Milan, Italy, Indena is a world leading company dedicated to the identification, development and production of high quality active ingredients derived from plants, for use in the pharmaceutical, health-food and personal care industries. With almost a century of botanical experience, Indena has developed an extensive breadth of expertise in this field, while ensuring bio-diversity and protecting the ecosystem from uncontrolled harvesting.

The identifiable assets and liabilities of the cosmetics business of Indena acquired are recorded at fair value at the date of acquisition and CHF 21 million goodwill has been recognised. The goodwill arising on the acquisition relates mainly to the value of the qualified workforce and expected synergies that do not meet the criteria for recognition as separable intangible assets. The allocation of the acquisition price has been finalised and no adjustments were made to the acquisition values.

### Alderys

On 3 August 2020 Givaudan acquired 80% of the share capital of Alderys SAS for a purchase price of CHF 23 million (EUR 21 million). Founded in 2009, Alderys is an innovative French biotechnology company headquartered in Orsay, France, employing 30 employees. Alderys develops innovative approaches to the biological engineering of valuable compounds from renewable feedstock. The projects developed by Alderys are aimed at the chemical and cosmetic industry sectors as well as nutrition. They are recognised for offering innovative technological industrial solutions with high sustainability standards.

The identifiable assets and liabilities of the cosmetics business of Alderys acquired are recorded at fair value at the date of acquisition and CHF 10 million goodwill has been recognised. The goodwill arising on the acquisition relates mainly to the value of the qualified workforce and expected synergies that do not meet the criteria for recognition as separable intangible assets. The allocation of the acquisition price has been finalised and no adjustments were made to the acquisition values.



## Notes to the consolidated financial statements

### 7. Segment Information

Management has determined the operating segments based on the reports reviewed by the Executive Committee that are used to allocate resources to the segments and to assess their performance. The Executive Committee considers the business from a divisional perspective:

**Fragrance & Beauty** Manufacture and sale of fragrance and beauty products into three global business units: Fine Fragrances, Consumer Products and, Fragrance Ingredients and Active Beauty. Expressions Parfumées and Fragrance Oils are both included in Fine Fragrances and Consumer Products; and

**Taste & Wellbeing** Manufacture and sale of taste and wellbeing products into five business units: Beverages, Dairy, Savoury, Sweet Goods and Natural Ingredients. The information of the division is reviewed by the Executive Committee primarily by region.

The performance of the operating segments is based on EBITDA as a percentage of sales.

### Business segments

		Fragrance & Beauty		Taste & Wellbeing		Group	
in millions of Swiss francs	Note	2021	2020	2021	2020	2021	2020
Segment sales		3,091	2,924	3,593	3,398	6,684	6,322
Less inter segment sales <sup>a</sup>		–	–	–	–	–	–
<b>Segment sales to third parties</b>		<b>3,091</b>	<b>2,924</b>	<b>3,593</b>	<b>3,398</b>	<b>6,684</b>	<b>6,322</b>
<b>EBITDA</b>		<b>696</b>	<b>677</b>	<b>786</b>	<b>720</b>	<b>1,482</b>	<b>1,397</b>
as % of sales		22.5%	23.2%	21.9%	21.2%	22.2%	22.1%
Depreciation	21	(83)	(77)	(121)	(124)	(204)	(201)
Amortisation	22	(65)	(64)	(121)	(123)	(186)	(187)
Impairment of long-lived assets	21, 22	(1)		(2)	(13)	(3)	(13)
Additions to Property, plant and equipment	21	152	89	143	104	295	193
Acquisitions of Property, plant and equipment	6, 21	1	16	24	24	25	40
Additions to Intangible assets	22	38	22	33	23	71	45
Acquisitions of Intangible assets (excluding goodwill)	6, 22	101	50	121	272	222	322
<b>Total gross investments</b>		<b>292</b>	<b>177</b>	<b>321</b>	<b>423</b>	<b>613</b>	<b>600</b>

a) Transfer prices for inter-divisional sales are set on an arm's length basis.

The amounts by division provided to the Executive Committee are measured in a consistent manner in terms of accounting policies with the consolidated financial statements.



## Notes to the consolidated financial statements

### Reconciliation table to Group's operating income

in millions of Swiss francs	Fragrance & Beauty		Taste & Wellbeing		Group	
	2021	2020	2021	2020	2021	2020
<b>EBITDA</b>	<b>696</b>	<b>677</b>	<b>786</b>	<b>720</b>	<b>1,482</b>	<b>1,397</b>
Depreciation	(83)	(77)	(121)	(124)	(204)	(201)
Amortisation	(65)	(64)	(121)	(123)	(186)	(187)
Impairment of long-lived assets	(1)		(2)	(13)	(3)	(13)
<b>Operating income</b>	<b>547</b>	<b>536</b>	<b>542</b>	<b>460</b>	<b>1,089</b>	<b>996</b>
as % of sales	17.7%	18.4%	15.1%	13.5%	16.3%	15.8%
Financing costs					(94)	(86)
Other financial income (expense), net					(30)	(34)
<b>Income before taxes</b>					<b>965</b>	<b>876</b>
as % of sales					14.4%	13.9%

### Entity-wide disclosures

The breakdown of sales from the major group of similar products is as follows:

in millions of Swiss francs	2021	2020
<b>Fragrance &amp; Beauty</b>		
Compounds	2,640	2,529
Ingredients and Active Beauty	451	395
<b>Taste &amp; Wellbeing</b>		
Compounds	3,593	3,398
<b>Total sales</b>	<b>6,684</b>	<b>6,322</b>

The Group operates in a number of geographical areas: Switzerland (country of domicile); Europe, Africa and Middle-East; North America; Latin America; and Asia Pacific.

in millions of Swiss francs	Fragrance & Beauty Segment sales <sup>a</sup>		Taste & Wellbeing Segment sales <sup>a</sup>		Group Segment sales <sup>a</sup>		Group Non-current assets <sup>b</sup>	
	2021	2020	2021	2020	2021	2020	2021	2020
Switzerland	47	35	33	33	80	68	1,603	1,496
Europe	977	882	870	833	1,847	1,715	2,510	2,453
Africa and Middle-East	273	255	249	240	522	495	79	81
North America	627	618	1,197	1,150	1,824	1,768	1,929	1,720
Latin America	370	359	354	315	724	674	220	211
Asia Pacific	797	775	890	827	1,687	1,602	840	839
<b>Total geographical segments</b>	<b>3,091</b>	<b>2,924</b>	<b>3,593</b>	<b>3,398</b>	<b>6,684</b>	<b>6,322</b>	<b>7,181</b>	<b>6,800</b>

a) Segment sales are revenues from external customers and are shown by destination.

b) Non-current assets other than financial instruments, deferred tax assets, post-employment benefit assets. They consist of property, plant and equipment, intangible assets and investments in jointly controlled entities.



## Notes to the consolidated financial statements

### 8. Employee Benefits

The following amounts related to employee remuneration and benefits are included in determining operating income:

in millions of Swiss francs	2021	2020
Wages and salaries	1,162	1,085
Social security costs	198	164
Post-employment benefits: defined benefit plans	45	49
Post-employment benefits: defined contribution plans	38	37
Equity-settled instruments	47	54
Change in fair value on own equity instruments	2	
Other employee benefits	104	104
<b>Total employees' remuneration</b>	<b>1,596</b>	<b>1,493</b>

#### Retirement Benefit Plans

The Group operates a number of defined benefit and defined contribution plans throughout the world, the assets of which are generally held in separate trustee-administered funds. The pension plans are generally funded by payments from employees and by the relevant Group companies, taking account of the recommendations of independent qualified actuaries. The most significant plans are held in Switzerland, United States of America and United Kingdom (further information by country is disclosed at the end of this note).

Non-pension plans consist primarily of post-retirement healthcare and life insurance schemes, principally in the United States of America.

The amounts recognised in the consolidated income statement are as follows:

in millions of Swiss francs	2021			2020		
	Pension Plans	Non-pension Plans	Total	Pension Plans	Non-pension Plans	Total
Current service cost	44	1	45	45	1	46
Loss (gain) arising from settlement				3		3
<b>Total included in employees' remuneration</b>	<b>44</b>	<b>1</b>	<b>45</b>	<b>48</b>	<b>1</b>	<b>49</b>
Net interest cost included in financing costs	3	2	5	4	2	6
<b>Total components of defined benefit cost</b>	<b>47</b>	<b>3</b>	<b>50</b>	<b>52</b>	<b>3</b>	<b>55</b>
<b>Of which arising from:</b>						
Funded obligations	45	3	48	48	3	51
Unfunded obligations	2		2	4	-	4

The amounts recognised in other comprehensive income are as follows:

in millions of Swiss francs	2021			2020		
	Pension Plans	Non-pension Plans	Total	Pension Plans	Non-pension Plans	Total
(Gains) losses from change in demographic assumptions	(44)		(44)	(11)		(11)
(Gains) losses from change in financial assumptions	(97)	(3)	(100)	128	5	133
Experience (gains) losses	30		30	23	(2)	21
Return on plan assets less interest on plan assets	(109)		(109)	(189)		(189)
<b>Remeasurement (gains) losses of post-employment benefit obligations</b>	<b>(220)</b>	<b>(3)</b>	<b>(223)</b>	<b>(49)</b>	<b>3</b>	<b>(46)</b>
<b>Of which arising from:</b>						
Funded obligations	(214)	(3)	(217)	(54)	3	(51)
Unfunded obligations	(6)		(6)	5		5





## Notes to the consolidated financial statements

The amounts recognised in the statement of financial position are as follows:

in millions of Swiss francs	2021			2020		
	Pension Plans	Non-pension Plans	Total	Pension Plans	Non-pension Plans	Total
<b>Funded obligations</b>						
Present value of funded obligations	(2,181)	(60)	(2,241)	(2,301)	(63)	(2,364)
Fair value of plan assets	2,021		2,021	1,917		1,917
<b>Recognised asset (liability) for funded obligations, net</b>	<b>(160)</b>	<b>(60)</b>	<b>(220)</b>	<b>(384)</b>	<b>(63)</b>	<b>(447)</b>
<b>Unfunded obligations</b>						
Present value of unfunded obligations	(83)	(4)	(87)	(80)	(3)	(83)
<b>Recognised asset (liability) for unfunded obligations</b>	<b>(83)</b>	<b>(4)</b>	<b>(87)</b>	<b>(80)</b>	<b>(3)</b>	<b>(83)</b>
<b>Total defined benefit asset (liability)</b>	<b>(243)</b>	<b>(64)</b>	<b>(307)</b>	<b>(464)</b>	<b>(66)</b>	<b>(530)</b>
Deficit recognised as liabilities for post-employment benefits	(312)	(64)	(376)	(484)	(66)	(550)
Surplus recognised as assets for post-employment benefits	69		69	20		20
<b>Total net asset (liability) recognised</b>	<b>(243)</b>	<b>(64)</b>	<b>(307)</b>	<b>(464)</b>	<b>(66)</b>	<b>(530)</b>

Amounts recognised in the statement of financial position for post-employment defined benefit plans are predominantly non-current. The non-current portion is reported as non-current assets and non-current liabilities. The current portion is reported as current liabilities within other current liabilities.

Changes in the present value of the defined benefit obligations are as follows:

in millions of Swiss francs	2021			2020		
	Pension Plans	Non-pension Plans	Total	Pension Plans	Non-pension Plans	Total
<b>Balance as at 1 January</b>	<b>2,381</b>	<b>66</b>	<b>2,447</b>	<b>2,290</b>	<b>69</b>	<b>2,359</b>
<b>Amounts recognised in the income statement</b>						
Current service cost	44	1	45	45	1	46
Interest cost	19	2	21	25	2	27
<b>Amounts recognised in the other comprehensive income</b>						
(Gains) losses from change in demographic assumptions	(44)		(44)	(11)		(11)
(Gains) losses from change in financial assumptions	(97)	(3)	(100)	128	5	133
Experience (gains) losses	30		30	23	(2)	21
Employee contributions	17		17	14		14
Benefit payments	(85)	(4)	(89)	(77)	(3)	(80)
Settlements				(9)		(9)
Acquisitions				3		3
Currency translation effects	(1)	2	1	(50)	(6)	(56)
<b>Balance as at 31 December</b>	<b>2,264</b>	<b>64</b>	<b>2,328</b>	<b>2,381</b>	<b>66</b>	<b>2,447</b>



## Notes to the consolidated financial statements

Changes in the fair value of the plan assets are as follows:

in millions of Swiss francs	2021			2020		
	Pension Plans	Non-pension Plans	Total	Pension Plans	Non-pension Plans	Total
<b>Balance as at 1 January</b>	<b>1,917</b>	<b>–</b>	<b>1,917</b>	<b>1,783</b>		<b>1,783</b>
<b>Amounts recognised in the income statement</b>						
Interest income	16		16	21		21
<b>Amounts recognised in the other comprehensive income</b>						
Return on plan assets less interest on plan assets	109		109	189		189
Employer contributions	49	4	53	37	3	40
Employee contributions	17		17	14		14
Benefit payments	(85)	(4)	(89)	(77)	(3)	(80)
Settlements				(12)		(12)
Acquisitions				2		2
Currency translation effects	(2)	–	(2)	(40)	–	(40)
<b>Balance as at 31 December</b>	<b>2,021</b>	<b>–</b>	<b>2,021</b>	<b>1,917</b>	<b>–</b>	<b>1,917</b>

Plan assets are comprised as follows:

in millions of Swiss francs	2021		2020	
Debt	417	20%	568	30%
Equity	539	27%	326	17%
Property	340	17%	335	17%
Insurances policies and other	725	36%	688	36%
<b>Total</b>	<b>2,021</b>	<b>100%</b>	<b>1,917</b>	<b>100%</b>

The investment strategies are diversified within the respective statutory requirements of each country providing long-term returns with an acceptable level of risk. The plan assets are primarily quoted in an active market with exception of the property and insurance policies.

The plan assets do not include Givaudan registered shares. They do not include any property occupied by, or other assets used by the Group.

The Group operates defined benefit plans in many countries for which the actuarial assumptions vary based on local economic and social conditions. The assumptions used in the actuarial valuations of the most significant defined benefit plans, in countries with stable currencies and interest rates, are as follows:

Weighted percentage	2021	2020
Discount rates	1.2%	0.9%
Projected rates of remuneration growth	1.1%	1.1%
Future pension increases	0.5%	0.5%

The overall discount rate and the overall projected rates of remuneration growth are calculated by weighting the individual rates in accordance with the defined benefit obligation of the plans.

### Sensitivity analysis

The defined benefit obligations are calculated on the basis of various financial and demographic assumptions. The below information quantifies the consequences of a change in some key assumptions.

The effects ((gain)/loss) of the change in assumptions are as follows:

in millions of Swiss francs	Change in assumption	Effects of the change	Increase in assumption	Decrease in assumption
Discount rate <sup>a</sup>	0.5%	on the current service cost	(6)	7
		on the defined benefit obligation	(179)	199
Salary increases	0.5%	on the current service cost	2	(1)
		on the defined benefit obligation	12	(12)
Pension increases	0.5%	on the current service cost	4	–
		on the defined benefit obligation	149	(38)
Life expectancy	1 year	on the current service cost	–	–
		on the defined benefit obligation	48	(49)

a) The pension plan fiduciaries or trustees, as each situation dictates, may use various strategies which employ financial instruments to mitigate the impact of changes in the discount rate assumptions on the actual pension plan liabilities through corresponding changes in the plan assets. For the year end 2021, and considering the illustrative impact of changes in discount rates on the defined benefit obligation shown above, the use of these strategies is estimated to result in offsetting changes in the value of the assets between minus CHF 85 million and plus CHF 93 million for a plus and minus 50 basis point change in interest rates respectively.



## Notes to the consolidated financial statements

### Information by country

#### Switzerland

According to the Swiss Federal Law on Occupational Retirement, Survivors and Disability (LPP/BVG), the pension plan is managed by an independent, legally autonomous entity which has the legal structure of a foundation. The plan was amended during the second half of 2017 principally by reducing the conversion rate used to convert the retirement savings capital into a pension and by increasing savings contributions from both the employee and employer.

The Board of Trustees of the foundation is composed of equal numbers of employee and employer representatives. Each year the Board of Trustees decides the level of interest, if any, to apply to the retirement accounts in accordance with the pension policy. It is also responsible for the investment of the assets defining the investment strategy for long-term returns with an acceptable level of risk. The foundation provides benefits on a defined contribution basis.

The majority of the employees are participants to the plan and are insured against the financial consequences of old age, disability and death. The employer and employees pay contributions to the pension plan at rates set out in the foundation rules based on a percentage of salary. The amount of the retirement account can be taken by the employee at retirement in the form of pension or capital.

Under IAS 19 employee benefits, the pension plan is classified as defined benefit plan due to the promises and underlying benefits guarantees. Consequently the pension obligation is calculated by using the projected unit credit method.

The Group expects to contribute CHF 28 million to these plans during 2022.

#### United States of America

The main US pension plan is qualified under and is managed in accordance with the requirements of US federal law. In accordance with federal law the assets of the plan are legally separate from the employer and are held in a pension trust. The plan was frozen in 2016 and consequently no further accrual of benefits will continue as at the date of enforcement of the plan change.

The law requires minimum and maximum amounts that can be contributed to the trust, together with limitations on the amount of benefits that may be provided under the plan. There are named fiduciaries that are responsible for ensuring the plan is managed in

accordance with the law. The fiduciaries are responsible for the investment of the assets defining the investment strategy for long-term returns with an acceptable level of risk. The plan provides benefits on a defined benefit basis.

The accrued benefits based on service to the plan freeze are payable at retirement and on death in service. With exceptions for optional lump sum amounts for certain sections of the plan, the benefits are paid out as annuities.

Under IAS 19 employee benefits, the pension obligations are calculated by using the projected unit credit method.

The Group expects to contribute CHF 5 million to these plans during 2022.

#### United Kingdom

The two occupational pension schemes (Quest UK Pension Scheme and Givaudan UK Pension Plan) are arranged under the applicable UK Pension Schemes and Pensions Acts and managed as legally autonomous pension trusts by the Boards of Trustees. The plans were frozen during 2016 and consequently no further accrual benefits will continue as at the date of enforcement of the plan change.

The Boards of Trustees are composed of two employee representatives and four employer representatives, for the Quest UK Pension Scheme, and three employee representatives, three employer representatives plus two pensioner representatives for the Givaudan UK Pension Plan. The Boards of Trustees are responsible for the investment of the assets defining the investment strategy for long-term returns with an acceptable level of risk. In their respective sections, both trusts provide benefits on a defined benefit basis and are now frozen to future accruals and members.

The accrued benefits based on service to the plan freeze are payable at retirement and on death in service. With exceptions for trivial amounts, transfer values, lump sum death benefits and tax free lump sums, the benefits are paid out as annuities.

Under IAS 19 employee benefits, the pension obligations in the defined benefit sections of both the Quest UK Pension Scheme and the Givaudan UK Pension Plan are calculated by using the projected unit credit method.



## Notes to the consolidated financial statements

In 2022 it is expected that the Givaudan UK Pension Plan will be transferred to a third party under a buy-out agreement, the Group expects to contribute CHF 7 million to the Quest UK Pension Scheme.

### Rest of the world

The Group operates other retirement plans classified either as defined benefit or defined contribution plans in some other countries. No individual plan other than those described above is considered material to the Group.

The Group expects to contribute CHF 4 million to these plans in 2022

The funding position of the funded defined benefit plans are as follows:

As at 31 December 2021 in millions of Swiss francs	Switzerland	United States of America	United Kingdom	Other countries	Total
Present value of defined benefit obligation	1,319	436	342	84	2,181
Fair value of plan asset	1,168	404	410	39	2,021
<b>Deficit / (surplus)</b>	<b>151</b>	<b>32</b>	<b>(68)</b>	<b>45</b>	<b>160</b>
Funding ratio	88.6%	92.7%	119.9%	46.4%	92.7%

As at 31 December 2020 in millions of Swiss francs	Switzerland	United States of America	United Kingdom	Other countries	Total
Present value of defined benefit obligation	1,376	458	369	98	2,301
Fair value of plan asset	1,089	398	388	42	1,917
<b>Deficit / (surplus)</b>	<b>287</b>	<b>60</b>	<b>(19)</b>	<b>56</b>	<b>384</b>
Funding ratio	79.1%	86.9%	105.1%	42.9%	83.3%

### Key assumptions

2021 in percentage	Switzerland	United States of America	United Kingdom
Discount rate	0.20	2.86	1.95
Future salary increases	1.75	n/a	n/a
Future pension increases	0.00	0.00	3.03
Future average life expectancy for a pensioner retiring at age 65	22.8	22.0	23.3

2020 in percentage	Switzerland	United States of America	United Kingdom
Discount rate	0.00	2.55	1.40
Future salary increases	1.75	n/a	n/a
Future pension increases	0.00	0.00	2.83
Future average life expectancy for a pensioner retiring at age 65	22.9	21.9	22.7

Assumptions regarding future mortality experience are set based on actuarial advice in accordance with published statistics and experience in each territory. Mortality assumptions for the most important countries at year-end 2021 are based on the following tables:

- Switzerland: BVG2020
- United States of America: Pri-2012
- United Kingdom: S3PA.

Allowance for future improvements in mortality have been allowed for as appropriate in each country. In Switzerland the generational rates have been used adopting the CMI (2019) approach and a 1.50% long term rate of improvement. In the United States of America the published rates have been adjusted and projected in accordance with the MP2021 scale. In the United Kingdom the rates reflect the latest (2020) CMI projections with a 1.25% long term rate of improvement.



## Notes to the consolidated financial statements

### 9. Share-Based Payments

#### Performance share plan

Performance shares are granted on a yearly basis. The performance shares are converted into tradable and transferable shares of Givaudan SA after the vesting period, subject to performance conditions. The performance metric is a combination of the average sales growth of selected peer companies and the cumulative free cash flow margin. There is no market vesting condition involved and participation in this plan is mandatory.

Year of grant	Commencing date	Vesting date	Number of shares expected to be delivered at vesting date	Fair value at grant date (CHF)
2019	31 Mar 2019	15 Apr 2022	23,907	2,290
2020	31 Mar 2020	15 Apr 2023	20,227	2,795
2021	31 Mar 2021	15 Apr 2024	12,659	3,435

The cost of the equity-settled instruments of CHF 65 million (2020: CHF 52 million) has been expensed in the consolidated income statement. A marginal portion of the number of shares expected to be delivered can be settled in cash in the jurisdictions where a physical delivery is not permitted.

#### Equity-settled instruments related to restricted shares

Restricted shares shown in the table below have been granted on a yearly basis. These shares are tradable and transferable after the vesting period. Participation in these plans is mandatory.

Restricted shares outstanding at the end of the year have the following terms:

Year of grant	Commencing date	Blocking period of restricted shares ends on	Restricted share at grant date (CHF)	Number of restricted shares 2021	Number of restricted shares 2020
2018	31 Mar 2018	15 Apr 2021	1,993		730
2019	31 Mar 2019	15 Apr 2022	2,290	630	630
2020	31 Mar 2020	15 Apr 2023	2,795	602	602
2021	31 Mar 2021	15 Apr 2024	3,435	463	

Of the 1,695 outstanding restricted shares (2020: 1,962), no share (2020: none) was deliverable. The cost of these equity-settled instruments of CHF 2 million (2020: CHF 2 million) has been expensed in the consolidated income statement.

Movements in the number of restricted shares outstanding are as follows:

Number of restricted shares	2021	2020
<b>As at 1 January</b>	<b>1,962</b>	<b>2,260</b>
Granted	463	602
Delivered/sold	(730)	(900)
<b>As at 31 December</b>	<b>1,695</b>	<b>1,962</b>

For these plans, the Group has at its disposal treasury shares.

### 10. Investments in Joint Ventures

Year of incorporation	Name of Joint ventures	Principal activity	Country of incorporation	Ownership interest
2014	BGN Tech LLC (in liquidation)	Innovative natural ingredients	USA	49%
2015	Natural Extracts International Ltd	Natural ingredient derivatives production	Mauritius	49%
2016	Vanilla International Ltd	Natural ingredient collection and extract	Mauritius	49%

Summarised financial information in respect of the Group's joint ventures is set out below. The following net assets represent 100% of the jointly controlled entities:

As at 31 December in millions of Swiss francs	2021	2020
Current assets	42	35
Non-current assets	28	28
Current liabilities	(10)	(7)
Non-current liabilities	(4)	(7)
<b>Total net assets of joint ventures</b>	<b>56</b>	<b>49</b>

As at 31 December in millions of Swiss francs	2021	2020
Income	11	11
Expenses	(9)	(10)



## Notes to the consolidated financial statements

### 11. Other Operating Income

in millions of Swiss francs	2021	2020
Gains on disposal of fixed assets	4	4
Other income	31	41
<b>Total other operating income</b>	<b>35</b>	<b>45</b>

### 12. Other Operating Expense

in millions of Swiss francs	2021	2020
Project related expenses	13	15
Amortisation of intangible assets	14	16
Impairment of long-lived assets	3	13
Loss on divestment	–	8
Losses on disposal of fixed assets	6	2
Environmental provisions	1	1
Business taxes	19	20
Acquisition and integration related expenses	12	25
Other expenses	13	9
<b>Total other operating expense</b>	<b>81</b>	<b>109</b>

As part of the manufacturing footprint optimisation program, the Group restructured some of its operations and as a consequence recorded impairment charges of CHF 3 million (2020: CHF 13 million).

During 2020 the Group continued to review its business portfolio and divested a small part of its business, which resulted in a loss on divestment of CHF 8 million.

### 13. Expenses by Nature

in millions of Swiss francs	Note	2021	2020
Raw materials and consumables used		2,735	2,668
Total employee remuneration	8	1,596	1,493
Depreciation, amortisation and impairment charges	21, 22	393	401
Transportation expenses		11	17
Freight expenses		178	153
Consulting and service expenses		129	126
Energies		76	73
IT related costs		70	71
Other expenses		407	324
<b>Total operating expenses by nature</b>		<b>5,595</b>	<b>5,326</b>

### 14. Financing Costs

in millions of Swiss francs	Note	2021	2020
Interest expense		86	80
Net interest related to defined benefit pension plans	8	5	6
Derivative interest (gains) losses			(2)
Amortisation of debt discounts		3	2
<b>Total financing costs</b>		<b>94</b>	<b>86</b>

### 15. Other Financial (Income) Expense, Net

in millions of Swiss francs	2021	2020
Fair value and realised (gains) losses from derivatives instruments, net (at fair value through income statement)	67	(37)
Exchange (gains) losses, net	(43)	52
Unrealised (gains) losses from financial instruments measured at fair value through income statement	(8)	(4)
Interest (income)	(8)	(3)
Capital taxes and other non-business taxes	10	10
Other (income) expense, net	12	16
<b>Total other financial (income) expense, net</b>	<b>30</b>	<b>34</b>



## Notes to the consolidated financial statements

### 16. Income Taxes

Amounts charged to (credited in) the consolidated statement of comprehensive income are as follows:

	2021			2020		
	Income statement	Other comprehensive income	Own equity instruments	Income statement	Other comprehensive income	Own equity instruments
in millions of Swiss francs			Total			Total
<b>Current taxes</b>						
- in respect of current year	191	2	193	176	(3)	173
- in respect of prior years	(4)		(4)	(6)		(6)
<b>Deferred taxes</b>						
- in respect of current year	(50)	46	(4)	(36)	(1)	(37)
- reclassified from equity to income statement						
- in respect of prior years	7	(2)	5	(1)		(1)
<b>Total income tax expense</b>	<b>144</b>	<b>46</b>	<b>190</b>	<b>133</b>	<b>(4)</b>	<b>129</b>

Since the Group operates globally, it is subject to income taxes in many different tax jurisdictions. As such, in determining the provision for income taxes, judgment is required as there are transactions for which the ultimate tax determination is uncertain at the time of preparing the financial statements. As a result, any differences between the final tax outcome and the amounts that were initially recorded impact the current and deferred taxes in the period in which such final determinations are made.

The Group calculates on the basis of the income statement its average applicable tax rate as a weighted average of the tax rates in the tax jurisdictions in which the Group operates, including research tax credits and withholding tax on dividends, interest and royalties.

The Group's average applicable tax rate differs from the Group's effective tax rate as follows:

	2021	2020
<b>Group's average applicable tax rate</b>	<b>14%</b>	<b>16%</b>
<b>Tax effect of</b>		
Income not taxable	(4%)	(3%)
Expenses not deductible	5%	2%
Change in tax rate	1%	1%
Other adjustments of income taxes of prior years	(2%)	(1%)
Other differences	1%	-
<b>Group's effective tax rate</b>	<b>15%</b>	<b>15%</b>

The variation in the Group's average applicable tax rate arises due to changes in the composition of the Group's profitability within the Group's subsidiaries, in accordance with the Group's business profile in terms of geographical presence, product mix and customer portfolio, as well as external factors related to changes in local statutory tax rates.

### Income tax assets and liabilities

Amounts recognised in the statement of financial position related to income taxes are as follows:

As at 31 December in millions of Swiss francs	2021	2020
Current income tax assets	57	66
Current income tax liabilities	(188)	(157)
<b>Total net current income tax asset (liability)</b>	<b>(131)</b>	<b>(91)</b>



## Notes to the consolidated financial statements

2021 in millions of Swiss francs	Property, plant & equipment	Intangible assets	Pension plans	Tax loss carry forward	Other differences	Total
<b>Net deferred tax asset (liability) as at 1 January</b>	<b>(105)</b>	<b>(249)</b>	<b>105</b>	<b>24</b>	<b>133</b>	<b>(92)</b>
Acquisition		–				
(Credited) debited to consolidated income statement	6	30	(6)	7	6	43
(Credited) debited to other comprehensive income			(40)		(4)	(44)
(Credited) debited to own equity instruments						
Currency translation effects	(2)	2	1	–	(6)	(5)
<b>Net deferred tax asset (liability) as at 31 December</b>	<b>(101)</b>	<b>(217)</b>	<b>60</b>	<b>31</b>	<b>129</b>	<b>(98)</b>
Deferred tax assets						182
Deferred tax liabilities						(280)
<b>Net deferred tax asset (liability) as at 31 December</b>						<b>(98)</b>

2020 in millions of Swiss francs	Property, plant & equipment	Intangible assets	Pension plans	Tax loss carry forward	Other differences	Total
<b>Net deferred tax asset (liability) as at 1 January</b>	<b>(128)</b>	<b>(207)</b>	<b>113</b>	<b>29</b>	<b>124</b>	<b>(69)</b>
Acquisition	(2)	(68)		1	5	(64)
(Credited) debited to consolidated income statement	19	18	1	(5)	4	37
(Credited) debited to other comprehensive income			(5)		6	1
(Credited) debited to own equity instruments						
Currency translation effects	6	8	(4)	(1)	(6)	3
<b>Net deferred tax asset (liability) as at 31 December</b>	<b>(105)</b>	<b>(249)</b>	<b>105</b>	<b>24</b>	<b>133</b>	<b>(92)</b>
Deferred tax assets						218
Deferred tax liabilities						(310)
<b>Net deferred tax asset (liability) as at 31 December</b>						<b>(92)</b>

Amounts recognised in the statement of financial position for deferred taxes are reported as non-current assets and non-current liabilities. The current portion will be charged or credited to the consolidated income statement during 2022.

Deferred tax assets on loss carry forwards of CHF 31 million (2020: CHF 24 million) have been recognised principally in the subsidiaries in France and China, the majority of which expires after 2022. The management considers that there will be future taxable profit available against which these tax losses can be recovered. Deferred tax assets on unused tax losses of CHF 19 million (2020: CHF 16 million) which have not been recognised are mainly located in subsidiaries in Spain.

Deferred tax assets on tax credits of CHF 75 million (2020: CHF 92 million) have been recognised.

A deferred tax liability of CHF 26 million has been recognised in 2021 (2020: CHF 24 million) for certain foreign subsidiaries which have undistributed earnings subject to withholding tax when paid out as dividend as the parent entity is in a position to forecast the timing of distributions expected in the foreseeable future, whereas no deferred tax liability could be recognised for undistributed earnings of CHF 674 million (2020: CHF 627 million).

### 17. Earnings per Share

#### Basic earnings per share

Basic earnings per share is calculated by dividing the income for the period attributable to shareholders by the weighted average number of shares outstanding:

	2021	2020
<b>Income attributable to equity holder of the parent (in millions of Swiss francs)</b>	<b>821</b>	<b>743</b>
<b>Weighted average number of shares outstanding</b>		
Ordinary shares	9,233,586	9,233,586
Treasury shares	(11,979)	(14,369)
<b>Net weighted average number of shares outstanding</b>	<b>9,221,607</b>	<b>9,219,217</b>
<b>Basic earnings per share (CHF)</b>	<b>89.03</b>	<b>80.59</b>





## Notes to the consolidated financial statements

### Diluted earnings per share

For the calculation of diluted earnings per share, the weighted average number of shares outstanding is adjusted to assume conversion of all potentially dilutive shares:

	2021	2020
<b>Income attributable to equity holder of the parent (in millions of Swiss francs)</b>	<b>821</b>	<b>743</b>
<b>Weighted average number of shares outstanding for diluted earnings per share of 69,252 (2020: 72,588)</b>	<b>9,290,859</b>	<b>9,291,805</b>
<b>Diluted earnings per share (CHF)</b>	<b>88.37</b>	<b>79.96</b>

### 18. Cash and Cash Equivalents

in millions of Swiss francs	2021	2020
Cash on hand and balances with banks	264	339
Short-term investments	9	72
<b>Balance as at 31 December</b>	<b>273</b>	<b>411</b>

### 19. Accounts Receivable – Trade

in millions of Swiss francs	2021	2020
Accounts receivable	1,484	1,377
Notes receivable	–	1
Less: allowance for doubtful accounts	(20)	(19)
<b>Balance as at 31 December</b>	<b>1,464</b>	<b>1,359</b>

Ageing list:

in millions of Swiss francs	2021	2020
Neither past due nor impaired	1,375	1,280
Less than 30 days	65	59
30–60 days	16	16
60–90 days	8	5
Above 90 days	20	18
Less: allowance for doubtful accounts	(20)	(19)
<b>Balance as at 31 December</b>	<b>1,464</b>	<b>1,359</b>

Movement in the allowance for doubtful accounts:

in millions of Swiss francs	2021	2020
<b>Balance as at 1 January</b>	<b>(19)</b>	<b>(20)</b>
Increase in allowance for doubtful accounts recognised in consolidated income statement	(7)	(5)
Amounts written off as uncollectible	1	2
Reversal of allowance for doubtful accounts	5	2
Currency translation effects	–	2
<b>Balance as at 31 December</b>	<b>(20)</b>	<b>(19)</b>

Past due and impaired receivables are still considered recoverable. The carrying amount of accounts receivable – trade is considered to correspond to the fair value.

### 20. Inventories

in millions of Swiss francs	2021	2020
Raw materials and supplies	542	460
Work in process	25	28
Intermediate and finished goods	894	787
Less: allowance for slow moving and obsolete inventories	(81)	(74)
<b>Balance as at 31 December</b>	<b>1,380</b>	<b>1,201</b>

In 2021 the amount of write-down of inventories was CHF 52 million (2020: CHF 45 million). At 31 December 2021 and 2020 no significant inventory was valued at net realisable value.



## Notes to the consolidated financial statements

### 21. Property, Plant and Equipment

	Acquired Property, Plant & Equipment				Right-of-Use Assets				
	Land	Buildings and land improvements	Machinery, equipment and vehicles	Construction in progress	Total Acquired PP&E	Buildings, land and improvements	Machinery, equipment and vehicles	Total Right-of-Use Assets	Total Property, Plant & Equipment
<b>2021</b> in millions of Swiss francs									
<b>Net book value</b>									
<b>Balance as at 1 January</b>	<b>129</b>	<b>949</b>	<b>623</b>	<b>112</b>	<b>1,813</b>	<b>388</b>	<b>21</b>	<b>409</b>	<b>2,222</b>
Additions	4	2	4	193	203	83	9	92	295
Acquisitions	–	6	19		25				25
Disposals		(3)	(4)		(7)	(47)	–	(47)	(54)
Transfers		40	98	(138)					
Impairment	(1)	–	(1)		(2)				(2)
Depreciation		(52)	(101)		(153)	(40)	(11)	(51)	(204)
Reclassified as assets held for sale	(1)				(1)				(1)
Currency translation effects	–	11	2	–	13	(3)	–	(3)	10
<b>Balance as at 31 December</b>	<b>131</b>	<b>953</b>	<b>640</b>	<b>167</b>	<b>1,891</b>	<b>381</b>	<b>19</b>	<b>400</b>	<b>2,291</b>
Cost	132	1,572	1,980	167	3,851	468	41	509	4,360
Accumulated depreciation		(606)	(1,332)		(1,938)	(87)	(22)	(109)	(2,047)
Accumulated impairment	(1)	(13)	(8)		(22)				(22)
<b>Balance as at 31 December</b>	<b>131</b>	<b>953</b>	<b>640</b>	<b>167</b>	<b>1,891</b>	<b>381</b>	<b>19</b>	<b>400</b>	<b>2,291</b>

	Acquired Property, Plant & Equipment				Right-of-Use Assets				
	Land	Buildings and land improvements	Machinery, equipment and vehicles	Construction in progress	Total Acquired PP&E	Buildings, land and improvements	Machinery, equipment and vehicles	Total Right-of-Use Assets	Total Property, Plant & Equipment
<b>2020</b> in millions of Swiss francs									
<b>Net book value</b>									
<b>Balance as at 1 January</b>	<b>131</b>	<b>901</b>	<b>631</b>	<b>222</b>	<b>1,885</b>	<b>419</b>	<b>22</b>	<b>441</b>	<b>2,326</b>
Additions		1	4	151	156	28	9	37	193
Acquisitions	9	16	11	–	36	3	1	4	40
Disposals	(1)	(2)	(7)		(10)	(4)	–	(4)	(14)
Transfers		133	118	(251)		–	–		
Impairment		–	–		–				–
Depreciation		(50)	(100)		(150)	(41)	(10)	(51)	(201)
Reclassified as assets held for sale	(5)	–			(5)				(5)
Currency translation effects	(5)	(50)	(34)	(10)	(99)	(17)	(1)	(18)	(117)
<b>Balance as at 31 December</b>	<b>129</b>	<b>949</b>	<b>623</b>	<b>112</b>	<b>1,813</b>	<b>388</b>	<b>21</b>	<b>409</b>	<b>2,222</b>
Cost	129	1,523	1,888	112	3,652	463	37	500	4,152
Accumulated depreciation		(561)	(1,257)		(1,818)	(75)	(16)	(91)	(1,909)
Accumulated impairment		(13)	(8)		(21)				(21)
<b>Balance as at 31 December</b>	<b>129</b>	<b>949</b>	<b>623</b>	<b>112</b>	<b>1,813</b>	<b>388</b>	<b>21</b>	<b>409</b>	<b>2,222</b>

The expense related to the low-value and short-term leases amounts to CHF 2 million (2020: CHF 2 million) and CHF 3 million (2020: CHF 2 million) respectively.

The Group leases various offices, warehouses, machinery and equipment. Rental contracts are typically made for fixed periods of 1 to 30 years, but may have extension and termination



## Notes to the consolidated financial statements

options, used to maximise operational flexibility in terms of managing the assets used in the Group's operations. The majority of extension and termination options held are exercisable only by the Group and not by the respective lessor. During the current financial year, no significant financial effect was triggered by revision of lease terms (2020: nil).

Lease terms are negotiated on an individual basis and contain a wide range of different terms and conditions. The lease agreements do not impose any covenants other than the security interests in the leased assets that are held by the lessor. Leased assets may not be used as security for borrowing purposes.

At 31 December 2021 and 2020 no significant capitalised borrowing costs were accounted for.

### 22. Intangible Assets

2021 in millions of Swiss francs	Goodwill	Process-oriented technology and other	Client relation- ships	Supplier relation- ships	Name and product brands	Software/ ERP system	Total
<b>Net book value</b>							
<b>Balance as at 1 January</b>	<b>3,294</b>	<b>303</b>	<b>706</b>	<b>12</b>	<b>56</b>	<b>172</b>	<b>4,543</b>
Additions		3				68	71
Acquisitions	218	48	163		11		440
Disposals							
Impairment		-				(1)	(1)
Amortisation		(60)	(67)	(11)	(10)	(38)	(186)
Currency translation effects	(16)	-	5	(1)	(2)	-	(14)
<b>Balance as at 31 December</b>	<b>3,496</b>	<b>294</b>	<b>807</b>	<b>-</b>	<b>55</b>	<b>201</b>	<b>4,853</b>
Cost	3,496	1,175	1,263	44	89	886	6,953
Accumulated amortisation		(875)	(452)	(44)	(34)	(684)	(2,089)
Accumulated impairment		(6)	(4)			(1)	(11)
<b>Balance as at 31 December</b>	<b>3,496</b>	<b>294</b>	<b>807</b>	<b>-</b>	<b>55</b>	<b>201</b>	<b>4,853</b>

2020 in millions of Swiss francs	Goodwill	Process-oriented technology and other	Client relation- ships	Supplier relation- ships	Name and product brands	Software/ ERP system	Total
<b>Net book value</b>							
<b>Balance as at 1 January</b>	<b>3,146</b>	<b>290</b>	<b>604</b>	<b>25</b>	<b>57</b>	<b>164</b>	<b>4,286</b>
Additions						45	45
Acquisitions	304	86	224		12	-	626
Disposals		(2)	(7)		-		(9)
Impairment		-	(4)				(4)
Amortisation		(61)	(64)	(13)	(12)	(37)	(187)
Currency translation effects	(156)	(10)	(47)	-	(1)	-	(214)
<b>Balance as at 31 December</b>	<b>3,294</b>	<b>303</b>	<b>706</b>	<b>12</b>	<b>56</b>	<b>172</b>	<b>4,543</b>
Cost	3,294	1,129	1,095	44	80	819	6,461
Accumulated amortisation		(820)	(385)	(32)	(24)	(647)	(1,908)
Accumulated impairment		(6)	(4)				(10)
<b>Balance as at 31 December</b>	<b>3,294</b>	<b>303</b>	<b>706</b>	<b>12</b>	<b>56</b>	<b>172</b>	<b>4,543</b>

Classification of amortisation expenses is as follows:

in millions of Swiss francs	2021			2020		
	Fragrance & Beauty	Taste & Wellbeing	Total	Fragrance & Beauty	Taste & Wellbeing	Total
Cost of sales	11	17	28	10	14	24
Selling, marketing and distribution expenses	31	35	66	33	37	70
Research and product development expenses	14	50	64	10	52	62
Administration expenses	3	10	13	3	12	15
Other operating expenses	6	9	15	8	8	16
<b>Total</b>	<b>65</b>	<b>121</b>	<b>186</b>	<b>64</b>	<b>123</b>	<b>187</b>



## Notes to the consolidated financial statements

### Impairment test for goodwill

Goodwill is allocated to the Group's cash-generating units (CGUs), which are defined as the Taste & Wellbeing Division and the Fragrance & Beauty Division, which itself includes two lower levels of cash-generating units related to Expressions Parfumées and Fragrance Oils. Goodwill allocated to these CGUs was CHF 2,370 million (2020: CHF 2,298 million) to the Taste & Wellbeing Division, CHF 889 million (2020: CHF 756 million) to the Fragrance & Beauty Division, CHF 129 million (2020: CHF 135 million) to Expressions Parfumées, and CHF 108 million (2020: CHF 105 million) to Fragrance Oils.

The recoverable amount of each CGU has been determined based on value in use calculations. These calculations use pre-tax cash flow projections based on financial business plans and budgets approved by management covering a five year period, as well as a terminal value. The basis of the key assumptions is market growth adjusted for estimated market share gains. The terminal value assumes the long-term inflation rate for growth beyond the five year period. The discount rate used to discount the estimated future cash flows has a number of components which are derived from capital market information where the cost of equity corresponds to the return expected by the shareholders by benchmarking with comparable companies in the fragrance & beauty and taste & wellbeing industry, and where the cost of debt is based on the conditions on which companies with similar credit rating can obtain financing.

A discount rate of 9.9% (2020: 9.1%) was applied to cash flow projections of the Fragrance & Beauty Division, 9.6% (2020: 9.2%) was applied to cash flow projections of the Taste & Wellbeing Division, 10.2% (2020: 9.1%) was applied to cash flow projections of Expressions Parfumées and 12.7% (2020: 10.6%) was applied to cash flow projections of Fragrance Oils. These discount rates are pre-tax.

No impairment loss in any of the CGUs resulted from the impairment tests for goodwill. The Group has conducted an analysis of the sensitivity of the impairment test to changes in the cash flows and in the discount rate in the periods presented. Management believes that any reasonable change in the assumptions would not cause the carrying amount to exceed the recoverable amount of each CGU.

### Process-oriented technology and other

This consists mainly of process-oriented technology, formulas, molecules, delivery systems as well as process knowledge and research expertise in innovative cosmetic solutions, acquired when the Group purchased Food Ingredients Specialties (FIS), International Bioflavors (IBF),

Quest International, Soliance, Induchem, Spicetec, Activ International, Vika, Centroflora Nutra, Expressions Parfumées, Naturex, Albert Vieille, AMSilk, Golden Frog, drom, Fragrance Oils, Ungerer, Indena, Alderys, Myrissi, Custom Essence and DDW.

### Client relationships

As part of the acquisition of Quest International, Induchem, Spicetec, Activ International, Vika, Centroflora Nutra, Expressions Parfumées, Naturex, Albert Vieille, Golden Frog, drom, Fragrance Oils, Ungerer, Indena, Custom Essence and DDW the Group acquired client relationships in the Taste & Wellbeing and Fragrance & Beauty Divisions, mainly consisting of client relationships with key customers.

### Supplier relationships

As part of the acquisition of Naturex and Albert Vieille, the Group acquired supplier relationships in the Taste & Wellbeing and Fragrance & Beauty Divisions, mainly consisting of relationships with key suppliers.

### Name and product brands

In connection with the acquisition of Induchem, Spicetec, Activ International, Vika, Centroflora Nutra, Expressions Parfumées, Naturex, Albert Vieille, Golden Frog, drom, Fragrance Oils, Ungerer, Indena, Custom Essence and DDW the Group acquired name and product brands in active beauty and in natural flavour businesses.

### Software/ERP system

This consists of internally generated intangible assets associated with the development of identifiable software products and ERP systems.

The residual useful lives of the acquired intangible assets carried at cost, being their fair value at acquisition date, are determined in accordance with the principles set out in Note 2.17. Remaining useful lives of major classes of amortisable intangible assets are as follows:

– Process-oriented technology and other	7.0 years
– Client relationships	15.8 years
– Supplier relationships	0.3 years
– Name and product brands	11.4 years
– Software	2.8 years.



## Notes to the consolidated financial statements

### 23. Debt

2021 in millions of Swiss francs	Bank borrowings	Bank facility	Bank overdrafts	Public bonds	Private placements	Total short-term and long-term debt	Total lease liabilities	Total debt
<b>Balance as at 1 January</b>	<b>103</b>		<b>1</b>	<b>3,424</b>	<b>509</b>	<b>4,037</b>	<b>414</b>	<b>4,451</b>
Cash flows	156			150		306	(57)	249
Non-cash changes								
– Amortisation of debt discount				3		3	5	8
– Acquisition / Divestment	33					33		33
– Currency effects	(7)			(103)	(6)	(116)	(2)	(118)
– Lease liabilities							44	44
<b>Balance as at 31 December</b>	<b>285</b>		<b>1</b>	<b>3,474</b>	<b>503</b>	<b>4,263</b>	<b>404</b>	<b>4,667</b>
Within 1 year	175		1	100	104	380	48	428
Within 1 to 3 years	42			150	344	536	67	603
Within 3 to 5 years	43			716	55	814	46	860
Thereafter	25			2,508		2,533	243	2,776
<b>Balance as at 31 December</b>	<b>285</b>		<b>1</b>	<b>3,474</b>	<b>503</b>	<b>4,263</b>	<b>404</b>	<b>4,667</b>

2020 in millions of Swiss francs	Bank borrowings	Bank facility	Bank overdrafts	Public bonds	Private placements	Total short-term and long-term debt	Total lease liabilities	Total debt
<b>Balance as at 1 January</b>	<b>68</b>	<b>600</b>	<b>2</b>	<b>2,453</b>	<b>567</b>	<b>3,690</b>	<b>441</b>	<b>4,131</b>
Cash flows	60	(600)	(1)	945	(39)	365	(52)	313
Non-cash changes								
– Amortisation of debt discount				2		2	8	10
– Acquisition / Divestment	3				1	4	1	5
– Currency effects	(28)			24	(20)	(24)	(21)	(45)
– Lease liabilities							37	37
<b>Balance as at 31 December</b>	<b>103</b>		<b>1</b>	<b>3,424</b>	<b>509</b>	<b>4,037</b>	<b>414</b>	<b>4,451</b>
Within 1 year	10		1	150		161	45	206
Within 1 to 3 years	36			100	240	376	74	450
Within 3 to 5 years	44			888	269	1,201	53	1,254
Thereafter	13			2,286		2,299	242	2,541
<b>Balance as at 31 December</b>	<b>103</b>		<b>1</b>	<b>3,424</b>	<b>509</b>	<b>4,037</b>	<b>414</b>	<b>4,451</b>



## Notes to the consolidated financial statements

The Group entered into the following debt transactions:

Issuer	Issue date	Type of debt	Currency of principal	Principal amount in millions	Redeemable	Interest rate	Type of interest	in millions of Swiss francs	
								2021	2020
<b>Givaudan SA</b>	2011	Public bonds	CHF	150	07 Dec 2021	2.125%		Reimbursed	150
<b>Givaudan United States, Inc.</b>	2012	Private placements <sup>a</sup>	USD	150	06 Feb 2023	3.300%	Fixed	137	132
			USD	60	06 Feb 2025	3.450%		55	53
<b>Givaudan SA</b>	2014	Public bonds	CHF	150	19 Mar 2024	1.750%	Fixed	150	150
	2016		CHF	100	07 Dec 2022	0.000%		100	100
	2017	Private placements	CHF	200	05 Dec 2031	0.625%	Floating <sup>c</sup>	200	200
			EUR	100	20 Dec 2022			104	108
	2018	Public bonds	EUR	200	20 Dec 2024	1.331%	Fixed	207	216
			CHF	200	09 Apr 2025	0.375%		200	200
	2020	Public bonds	EUR	500	17 Sep 2025	1.125%	Fixed	516	538
			EUR	800	17 Sep 2030	2.000%		826	861
	2021	Public bonds	EUR	150	10 Nov 2028	0.150%	Fixed	150	150
			CHF	150	07 Jun 2027	0.125%		150	
2021	Other local borrowings	CHF	150	07 Jun 2030	0.375%	Floating <sup>c</sup>	150		
		CHF	20	04 Jan 2022			20		
<b>Givaudan Finance Europe BV</b>	2020	Public bonds	EUR	500	22 Apr 2027	1.000%	Fixed	516	537
			EUR	500	22 Apr 2032	1.625%		516	538
<b>Other entities</b>	2020	Other local borrowings	EUR	2	Various maturities	1.180%	Fixed	4	6
	2021		EUR	2					
	2020		CNY	193					
	2021		CNY	607					
	2021		INR	6,000					
2021	other					Floating	74		
<b>Total short-term and long-term debt as at 31 December<sup>b</sup></b>								<b>4,263</b>	<b>4,037</b>

a) There are various covenants contained in these transactions covering conditions on net worth, indebtedness and EBITDA ratio to net interest expense of Givaudan United States, Inc. The company is and has been in full compliance with the covenants set.

b) The fair value of the short-term and long-term debt exceeds its carrying value by approximately 6% as at 31 December 2021.

c) The floating interest rate is based on a Libor rate.



## Notes to the consolidated financial statements

The weighted average effective interest rates at the statement of financial position date were as follows:

	2021	2020
Private placements (USD)	3.3%	3.3%
Private placements (EUR)	1.1%	1.1%
Straight bond (EUR)	1.5%	1.5%
Straight bond (CHF)	0.5%	0.8%
Bank facility	2.5%	5.0%
<b>Weighted average effective interest rate on gross debt</b>	<b>1.4%</b>	<b>1.5%</b>

## 24. Changes in Liabilities Arising from Financing Activities

2021 in millions of Swiss francs	Cash impact		Non-cash changes				Balance as at 31 December
	Balance as at 1 January	Cash flows Inflow (Outflow)	Amortisation of debt discount / premium and interest expense	Acquisition / Divestment	Fair values changes and Others	Currency effects	
Total short-term and long-term debt	4,037	306	3	33		(116)	4,263
Interest on liabilities	22	(72)			72	–	22
Derivative financial instruments	133	(26)			(46)	–	61
Lease liabilities	414	(57)	5		44	(2)	404
Others, net	19	(5)			7	–	21
<b>Total liabilities from financing activities</b>	<b>4,625</b>	<b>146</b>	<b>8</b>	<b>33</b>	<b>77</b>	<b>(118)</b>	<b>4,771</b>

2020 in millions of Swiss francs	Cash impact		Non-cash changes				Balance as at 31 December
	Balance as at 1 January	Cash flows Inflow (Outflow)	Amortisation of debt discount / premium and interest expense	Acquisition / Divestment	Fair values changes and Others	Currency effects	
Total short-term and long-term debt	3,690	365	2	4		(24)	4,037
Interest on liabilities	13	(53)			62	–	22
Derivative financial instruments	98	(19)			54	–	133
Lease liabilities	441	(52)	8	1	37	(21)	414
Others, net	19	(9)			9	–	19
<b>Total liabilities from financing activities</b>	<b>4,261</b>	<b>232</b>	<b>10</b>	<b>5</b>	<b>162</b>	<b>(45)</b>	<b>4,625</b>



## Notes to the consolidated financial statements

### 25. Provisions

2021 in millions of Swiss francs	Restructuring	Claims and litigation	Environmental	Others	Total
<b>Balance as at 1 January</b>	<b>20</b>	<b>11</b>	<b>21</b>	<b>42</b>	<b>94</b>
Acquisitions					
Additional provisions	19	8	–	5	32
Unused amounts reversed	(6)	(1)	(1)	(6)	(14)
Utilised during the year	(9)	(4)	–	(4)	(17)
Currency translation effects	–	–	–	1	1
<b>Balance as at 31 December</b>	<b>24</b>	<b>14</b>	<b>20</b>	<b>38</b>	<b>96</b>
Current liabilities	7	3	–	3	13
Non-current liabilities	17	11	20	35	83
<b>Balance as at 31 December</b>	<b>24</b>	<b>14</b>	<b>20</b>	<b>38</b>	<b>96</b>

2020 in millions of Swiss francs	Restructuring	Claims and litigation	Environmental	Others	Total
<b>Balance as at 1 January</b>	<b>14</b>	<b>10</b>	<b>27</b>	<b>36</b>	<b>87</b>
Acquisitions				7	7
Additional provisions	16	2	3	6	27
Unused amounts reversed	(2)	–	(3)	(2)	(7)
Utilised during the year	(8)	(1)	(4)	(3)	(16)
Currency translation effects	–	–	(2)	(2)	(4)
<b>Balance as at 31 December</b>	<b>20</b>	<b>11</b>	<b>21</b>	<b>42</b>	<b>94</b>
Current liabilities	13	3	1	6	23
Non-current liabilities	7	8	20	36	71
<b>Balance as at 31 December</b>	<b>20</b>	<b>11</b>	<b>21</b>	<b>42</b>	<b>94</b>

Significant judgment is required in determining the various provisions. A range of possible outcomes is determined to make reliable estimates of the obligation that is sufficient for the recognition of a provision. Differences between the final obligations and the amounts that were initially recognised impact the income statement in the period in which such determination is made.

### Restructuring provisions

Restructuring provisions arise from reorganisations of the Group's operations and management structure primarily related to integration of acquired businesses and from reorganisations in both divisions.

### Claims and litigation

These provisions are made in respect of legal claims brought against the Group and potential litigations. Related estimated legal fees are also included in these provisions.

### Environmental

Givaudan's affiliate, Givaudan Fragrances Corporation, is one of approximately 100 companies identified by the US Environmental Protection Agency ('EPA') as 'Potentially Responsible Parties' ('PRP') for alleged contamination of the Lower Passaic River. The EPA released a Focused Feasibility Study ('FFS') covering only the lower 8 miles of the River in 2014. In March 2016, the EPA issued its Record of Decision ('ROD') to confirm the remediation solution related to the FFS. The chosen solution entails a bank-to-bank dredge of the lower 8 miles of the River ('Operable Unit 2'), and the installation of an engineered cap, with an estimated cost of CHF 1.3 billion. One PRP agreed in 2016 to conduct the detailed remediation design for Operable Unit 2, which is underway and expected to be completed in late 2022 or early 2023. The EPA also selected an allocator to work with the PRP's on an allocation of the remediation costs for Operable Unit 2, the first phase of which was concluded at the end of 2020. The EPA anticipates the implementation of the 2016 ROD remediation for Operable Unit 2 will take at least 6 years and may begin in 2023 or thereafter.

The Cooperating Parties Group ('CPG'), of which Givaudan was formerly a member, completed its Remedial Investigation ('RI') in 2019 and submitted its final Feasibility Study ('FS') in September 2020, which proposed an Interim Remedial Measure ('IRM') for certain areas of sediment in the upper 9 miles of the Lower Passaic River (Operable Unit 4). EPA issued a Proposed Plan for the upper river Interim Remedy in April 2021, and issued the ROD in September 2021 with an estimated cost of USD 441 million for hot-spot dredging and capping of contaminated sediments in the upper river. The Interim Remedy for Operable Unit 4 requires a remedial design prior to implementation of the sediment cleanup under the ROD. EPA estimates that the RD work under the 2021 ROD will begin in either 2022 or 2023. EPA anticipates that the 2016 ROD and 2021 ROD remedies will be implemented concurrently and will utilize the same infrastructure and treatment facility to address dredged sediments from the river.





## Notes to the consolidated financial statements

In June 2018, Occidental Chemical Corporation ('OCC') filed a complaint against more than one hundred parties, including Givaudan, in the federal district court of New Jersey, asserting claims under CERCLA related to certain portions of the Lower Passaic River. In February 2021, Givaudan and a number of other defendants filed third-party claims against the Passaic Valley Sewerage Commission and approximately 40 municipalities for contribution and for costs related to the prior study work and removal conducted by the CPG in the river. The introduction of those third-parties has caused, and will likely continue to cause, delays in the litigation. The parties are currently engaged in fact discovery, with fact depositions potentially beginning in second quarter 2022.

At this time, there are many uncertainties associated with the final remediation plans for the River and the Company's share of the costs, if any, related to the final remediation or the claims asserted by OCC. However, in accordance with accounting guidance, the Group has recorded a reserve which it believes can reasonably be expected to cover the Company's obligation, if any, given the information currently available.

The other material components of the environmental provisions consist of costs to sufficiently clean and refurbish contaminated sites and to treat where necessary.

### Other provisions

These consist largely of provisions related to long-term deferred compensation plan and to restoring expenses related to leased facilities.

## 26. Own Equity Instruments

Details of own equity instruments are as follows:

As at 31 December 2021				Strike price (CHF)	in equivalent shares	Fair value in millions of Swiss francs
Settlement	Category	Maturity				
Registered shares	Equity				12,656	61
Purchased calls	Gross shares	Equity	2022 – 2023	1,680.0 – 3,475.3	47,500	75
Written puts	Gross shares	Financial liability	2022 – 2023	1,680.0 – 3,369.3	47,500	2

As at 31 December 2020				Strike price (CHF)	in equivalent shares	Fair value in millions of Swiss francs
Settlement	Category	Maturity				
Registered shares	Equity				16,570	62
Purchased calls	Gross shares	Equity	2021 – 2022	1,680.0 – 3,475.3	42,000	46
Written puts	Gross shares	Financial liability	2021 – 2022	1,680.0 – 3,369.3	42,000	1

## 27. Equity Share capital

As at 31 December 2021 the share capital amounts to CHF 92,335,860, divided into 9,233,586 fully paid-up registered shares, with a nominal value of CHF 10.00 each. Every share gives the right to one vote.

The Board of Directors has at its disposal conditional capital of a maximum aggregate amount of CHF 7,481,980 that may be issued through a maximum of 748,198 registered shares, of which a maximum of CHF 1,618,200 can be used for executive share option plans.

At the Annual General Meeting held on 25 March 2021 the distribution of an ordinary dividend of CHF 64.00 per share (2020: CHF 62.00 per share) was approved. The dividend payment has been paid out of available retained earnings.



## Notes to the consolidated financial statements

Movements in own equity instruments are as follows:

2021	Number	Price in Swiss francs			Total in millions of Swiss francs
		High	Average	Low	
<b>Balance as at 1 January</b>	<b>16,570</b>				<b>168</b>
Purchases at cost	24,100	3,623.4	2,857.8	2,503.0	69
Sales and transfers	(28,014)	2,707.8	2,501.9	2,501.9	(70)
(Gains) losses, net recognised in equity					–
<b>Movement on registered shares, net</b>					<b>(1)</b>
<b>Movement on derivatives on own shares, net</b>					<b>44</b>
<b>Income taxes</b>					
<b>Balance as 31 December</b>	<b>12,656</b>				<b>211</b>

2020	Number	Price in Swiss francs			Total in millions of Swiss francs
		High	Average	Low	
<b>Balance as at 1 January</b>	<b>15,541</b>				<b>168</b>
Purchases at cost	25,000	2,595.0	2,250.0	1,799.0	56
Sales and transfers	(23,971)	3,634.8	2,180.6	2,141.6	(52)
(Gains) losses, net recognised in equity					–
<b>Movement on registered shares, net</b>					<b>4</b>
<b>Movement on derivatives on own shares, net</b>					<b>(4)</b>
<b>Income taxes</b>					
<b>Balance as 31 December</b>	<b>16,570</b>				<b>168</b>

## 28. Commitments

From 1 January 2019, as in accordance with IFRS 16, the Group has recognised right-of-use assets and lease liabilities for lease commitments in the scope of IFRS 16, except for short-term and low-value leases (Note 2.1.1). The charge in the consolidated income statement for all operating leases was CHF 18 million (2020: CHF 17 million).

The Group has capital commitments for the purchase or construction of property, plant and equipment totalling CHF 10 million (2020: CHF 13 million).

## 29. Contingent Liabilities

From time to time and in varying degrees, Group operations and earnings continue to be affected by political, legislative, fiscal and regulatory developments, including those relating to environmental protection, in the countries in which it operates.

The activities in which the Group is engaged are also subject to physical risks of various kinds. The nature and frequency of these developments and events, not all of which are covered by insurance, as well as their effect on the future operations and earnings are not predictable.

Givaudan Group companies are involved in various legal and regulatory proceedings of a nature considered typical of its business, including contractual disputes and employment litigation.

Two of the Group's US affiliates, Givaudan Flavors Corporation and Ungerer & Company have been named as defendants in numerous lawsuits brought against them and other flavour and raw chemical supply companies. The plaintiffs allege that they sustained pulmonary injuries due to flavours that contain diacetyl, 2,3 pentanedione and other flavouring chemicals. To date, many of the cases filed against the Group's affiliates have been settled or dismissed; however, numerous new cases have been filed. The Group has already recovered a portion of the prior defence and settlement costs from its insurance policies, and will continue to recover a portion of such future costs.



## Notes to the consolidated financial statements

### 30. Related Parties

Transactions between Givaudan SA and its subsidiaries, which are related parties of Givaudan SA, have been eliminated on consolidation and are not disclosed in this note.

#### Compensation of key management personnel

The compensation of the Board of Directors and the Executive Committee during the year was as follows:

in millions of Swiss francs	2021	2020
Salaries and other short-term benefits	15	14
Post-employment benefits	2	1
Share-based payments	15	12
<b>Total compensation</b>	<b>32</b>	<b>27</b>

No other related party transactions have taken place during 2021 (2020: nil) between the Group and the key management personnel.

#### Reconciliation table to the Swiss code of obligations

in millions of Swiss francs	IFRS		Adjustments <sup>a</sup>		Swiss CO (Art. 663b <sup>bis</sup> )	
	2021	2020	2021	2020	2021	2020
Salaries and other short-term benefits	15	14	(7)	(6)	8	8
Post-employment benefits	2	1		1	2	2
Share-based payments	15	12	(5)	(2)	10	10
<b>Total compensation</b>	<b>32</b>	<b>27</b>	<b>(12)</b>	<b>(7)</b>	<b>20</b>	<b>20</b>

a) IFRS information is adjusted mainly to the recognition of the share-based payments, IFRS 2 versus economic value at grant date. IFRS information also includes security costs.

There are no other significant related party transactions including in the jointly controlled entities.

### 31. Board of Directors and Executive Committee Compensation

#### Compensation of members of the Board of Directors

Compensation of Board members consists of Director fees, Committee fees and Restricted Share Units (RSUs). Fees are paid at the end of each year in office completed. RSUs give participants the right to receive Givaudan shares (or a cash equivalent in countries where securities laws prevent the offering of Givaudan securities) at the end of a three-year blocking period.



## Notes to the consolidated financial statements

The Chairman of the Board does not receive any additional Board Membership fees. Similarly, a Committee Chairman does not receive any additional Committee Membership fees. Each Board member receives an additional amount of CHF 10,000 to cover out-of-pocket expenses. This amount is paid for the coming year in office. The RSUs are also granted for the same period. The compensation paid to the Board members for the reporting period is shown in the table below:

in Swiss francs		Director fees <sup>c</sup>	Committee fees <sup>c</sup>	Total fixed (cash)	Number of RSUs granted <sup>d</sup>	Value at grant <sup>e</sup>	Total compensation
<b>Calvin Grieder Chairman<sup>a</sup></b>	<b>2021</b>	<b>400,000</b>	<b>65,000</b>	<b>465,000</b>	<b>169</b>	<b>580,566</b>	<b>1,045,566</b>
	2020	400,000	65,000	465,000	208	581,256	1,046,256
<b>Victor Balli<sup>a</sup></b>	<b>2021</b>	<b>100,000</b>	<b>72,500</b>	<b>172,500</b>	<b>42</b>	<b>144,283</b>	<b>316,783</b>
	2020	100,000	50,000	150,000	52	145,314	295,314
<b>Prof. Dr-Ing. Werner Bauer<sup>a</sup></b>	<b>2021</b>	<b>100,000</b>	<b>65,000</b>	<b>165,000</b>	<b>42</b>	<b>144,283</b>	<b>309,283</b>
	2020	100,000	65,000	165,000	52	145,314	310,314
<b>Lilian Biner<sup>a</sup></b>	<b>2021</b>	<b>100,000</b>	<b>25,000</b>	<b>125,000</b>	<b>42</b>	<b>144,283</b>	<b>269,283</b>
	2020	100,000	25,000	125,000	52	145,314	270,314
<b>Michael Carlos<sup>a</sup></b>	<b>2021</b>	<b>100,000</b>	<b>65,000</b>	<b>165,000</b>	<b>42</b>	<b>144,283</b>	<b>309,283</b>
	2020	100,000	65,000	165,000	52	145,314	310,314
<b>Ingrid Deltenre<sup>a</sup></b>	<b>2021</b>	<b>100,000</b>	<b>50,000</b>	<b>150,000</b>	<b>42</b>	<b>144,283</b>	<b>294,283</b>
	2020	100,000	50,000	150,000	52	145,314	295,314
<b>Thomas Rufer<sup>a,f</sup></b>	<b>2021</b>	<b>25,000</b>	<b>13,750</b>	<b>38,750</b>	<b>13</b>	<b>36,329</b>	<b>75,079</b>
	2020	100,000	55,000	155,000	52	145,314	300,314
<b>Olivier Filliol<sup>a,g</sup></b>	<b>2021</b>	<b>100,000</b>	<b>50,000</b>	<b>150,000</b>	<b>42</b>	<b>144,283</b>	<b>294,283</b>
	2020	75,000	37,500	112,500	39	108,986	221,486
<b>Sophie Gasperment<sup>a,h</sup></b>	<b>2021</b>	<b>100,000</b>	<b>25,000</b>	<b>125,000</b>	<b>42</b>	<b>144,283</b>	<b>269,283</b>
	2020	33,333	8,333	41,666	17	47,507	89,173
<b>Total compensation<sup>b</sup></b>	<b>2021</b>						<b>3,183,126</b>
	2020						3,138,799

a) The function of each member of the Board of Directors is indicated on pages 7-9 in both the 2020 Governance report and the 2021 Governance Report.

b) Represents total compensation of the Board of Director paid in respect of the reporting year, reported in accordance with the accrual principle.

c) Represents Director and Committee fees paid in respect of the reporting year, reported in accordance with the accrual principle.

d) 2021 RSUs blocking period end on 15 April 2024; 2020 RSUs end on 15 April 2023.

e) Economic value at grant according to IFRS methodology with no discount applied for the blocking period.

f) Thomas Rufer retired at the AGM in March 2021.

g) The 2020 figures represent compensation from April to December 2020.

h) The 2020 figures represent compensation from September to December 2020.

Estimated social security charges based on 2021 compensation amounted to CHF 263,416 (2020: CHF 259,320).



## Notes to the consolidated financial statements

### Other compensation, fees and loans to members or former members of the Board

No additional compensation or fees were paid to any member of the Board. No Board member or related parties had any loan outstanding as of 31 December 2021.

### Special compensation of members of the Board who left the company during the reporting period

No such compensation was incurred during the reporting period.

### Compensation of members of the Executive Committee

The compensation of the Executive Committee during the year was as follows:

in Swiss francs		Base Salary	Pension benefits <sup>b</sup>	Other benefits <sup>c</sup>	Total fixed compensation	Annual Incentive <sup>d</sup>	Number of performance shares granted <sup>e</sup>	Value at grant <sup>f</sup>	Total variable compensation	<b>Total compensation</b>	Employer social security <sup>g</sup>
<b>Gilles Andrier, CEO</b>	<b>2021</b>	<b>1,221,418</b>	<b>578,371</b>	<b>141,079</b>	<b>1,940,868</b>	<b>1,862,933</b>	<b>728</b>	<b>2,500,898</b>	<b>4,363,831</b>	<b>6,304,699</b>	<b>525,879</b>
	2020	1,211,084	574,237	145,344	1,930,665	1,636,536	895	2,501,078	4,137,614	6,068,279	504,728
<b>EC members, excluding CEO<sup>a</sup></b>	<b>2021</b>	<b>3,228,752</b>	<b>1,086,554</b>	<b>388,786</b>	<b>4,704,092</b>	<b>3,598,422</b>	<b>1,688</b>	<b>5,798,786</b>	<b>9,397,208</b>	<b>14,101,300</b>	<b>1,073,231</b>
	2020	3,336,973	1,036,769	433,184	4,806,926	3,176,247	2,077	5,804,177	8,980,424	13,787,350	1,029,178
<b>Total: EC Members, including CEO</b>	<b>2021</b>	<b>4,450,170</b>	<b>1,664,925</b>	<b>529,865</b>	<b>6,644,960</b>	<b>5,461,355</b>	<b>2,416</b>	<b>8,299,684</b>	<b>13,761,039</b>	<b>20,405,999</b>	<b>1,599,110</b>
	2020	4,548,057	1,611,006	578,528	6,737,591	4,812,783	2,972	8,305,255	13,118,038	19,855,629	1,533,906

a) Represents full year compensation of six Executive Committee members.

b) Company contributions to broad-based pension and retirement savings plans and annualised expenses accrued for supplementary executive retirement benefit.

c) Represents annual value of health and welfare plans, international assignment benefits and other benefits in kind.

d) Annual incentive accrued in reporting period based on performance in the reporting period.

e) 2021 Performance shares vest on 15 April 2024, 2020 Performance Shares vest on 15 April 2023.

f) Value at grant calculated according to IFRS methodology and based on 100% achievement of performance targets.

g) 2021 estimated social security charges based on 2021 compensation; 2020 estimated social security charges based on 2020 compensation.



## Notes to the consolidated financial statements

### Other compensation, fees and loans to members or former members of the Executive Committee

No other compensation or fees were accrued for or paid to any member or former member of the Executive Committee during the reporting period. No member or former member of the Executive Committee or related parties had any loan outstanding as of 31 December 2021.

### Special compensation of Executive Committee members who left the company during the reporting period

Members of the Executive Committee that stepped down during 2021 did not receive any special compensation as a result of their departure from the Company.

### Ownership of shares and unvested share rights

Details on the Givaudan share based payment plans are described in Note 9.

As per 31 December 2021, the Chairman and other Board members including persons closely connected to them held 6,183 Givaudan shares in total. For further details, please refer to the following table showing:

- The shares held individually by each Board member as per 31 December 2021.
- The RSUs that were granted in 2019 – 2021 and were still owned by members of the Board as per 31 December 2021.

2021 in numbers	Shares	Blocked RSUs
Calvin Grieder, Chairman	947	629
Victor Balli	248	157
Prof. Dr-Ing. Werner Bauer	1,428	157
Lilian Biner	735	157
Michael Carlos	1,260	157
Ingrid Deltenre	365	157
Olivier Filliol	1,200	94
Sophie Gasperment		72
<b>Total 2021</b>	<b>6,183</b>	<b>1,580</b>
Total 2020	6,501	1,962

The company is not aware of any other ownership of shares, share options/option rights, RSUs or performance shares as per 31 December 2021 by persons closely connected to members of the Board.

As per 31 December 2021, the Chief Executive Officer and other members of the Executive Committee, including persons closely connected to them, held 8,053 Givaudan shares in total. For further details, please refer to the below table showing:

- The shares held individually by each member of the Executive Committee as per 31 December 2021.
- The unvested performance shares that were granted in 2019–2021 and were still owned by members of the Executive Committee as per 31 December 2021.

2021 in numbers	Shares	Unvested Performance Shares
Gilles Andrier, CEO	4,600	2,715
Tom Hallam	278	1,141
Louie D'Amico	525	1,270
Maurizio Volpi	801	1,357
Simon Halle-Smith	706	815
Willem Mutsaerts	434	815
Anne Tayac	525	815
<b>Total 2021</b>	<b>7,869</b>	<b>8,928</b>
Total 2020	6,312	10,937

No member of the Executive Committee held any share options or option rights as at 31 December 2021 (2020: none).

One person closely connected to a member of the Executive Committee owned 184 unvested Performance Shares as at 31 December 2021.

The company is not aware of any other ownership of shares, share options/option rights, RSUs or performance shares as per 31 December 2021 by persons closely connected to members of the Executive Committee.



## Notes to the consolidated financial statements

### 32. List of Principal Group Companies

The following are the principal companies fully owned by the Group. Share capital is shown in thousands of currency units:

<b>Switzerland</b>	Givaudan SA	CHF	92,336	<b>China</b>	Givaudan Fragrances (Shanghai) Ltd	USD	7,750
	Givaudan Suisse SA	CHF	4,000		Givaudan Flavors (Shanghai) Ltd	USD	10,783
	Givaudan Finance SA	CHF	100,000		Givaudan Specialty Products (Shanghai) Ltd	USD	12,000
	Givaudan International SA	CHF	100		Givaudan Hong Kong Ltd	HKD	7,374
	Vamara Holding SA	CHF	100		Givaudan Flavors (Nantong) Ltd	USD	39,000
	Givaudan Treasury International SA	CHF	1,000		Naturex Trading Shanghai Co Ltd	CNY	5,608
	Naturex AG	CHF	15,288		Givaudan Fragrances (Guangzhou) Co Ltd	CNY	14,058
	Agthemis RE AG	CHF	3,300		D.D. Williamson Ingredients (Shanghai) Ltd	CNY	–
	Fondation Givaudan	–	–		<b>Colombia</b>	Givaudan Colombia SA	COP
<b>Argentina</b>	Givaudan Argentina SA	ARS	30,000	Ungerer de Colombia SAS	COP	39,600	
	Givaudan Argentina Servicios SA	ARS	8,000	<b>Czech Republic</b>	Givaudan CR, s.r.o.	CZK	200
<b>Australia</b>	Givaudan Australia Pty Ltd	AUD	95,726	<b>Egypt</b>	Givaudan Egypt SAE	USD	21,360
	Naturex Australia Pty Ltd	AUD	0.003	Givaudan Egypt Fragrances LLC	EGP	50	
	drom International Pty Ltd	AUD	50	<b>France</b>	Givaudan France SAS	EUR	5,006
	Ungerer Australia Pty Ltd	AUD	1,311	Expressions Parfumées SAS	EUR	3,548	
<b>Austria</b>	Givaudan Austria GmbH	EUR	40	Naturex SA	EUR	14,551	
<b>Belgium</b>	Naturex SPRL	EUR	1,000	SCI Les Broquetons	EUR	495	
<b>Brazil</b>	Givaudan do Brasil Ltda	BRL	345,381	Albert Vieille SAS	EUR	908	
	G Nutra Ind Com Prod Alim e Nutricionais Ltda	BRL	31,219	Alderys SAS (ownership of 80%)	EUR	13	
	Naturex Ingredientes Naturais Ltda	BRL	10,494	<b>Germany</b>	Givaudan Deutschland GmbH	EUR	164,402
	drom Internacional Fragrâncias Indústria e Comércio Ltda.	BRL	14,388	Naturex GmbH	EUR	150	
	D.D. Williamson do Brasil Ltda	BRL	14,039	drom Perfume Trade GmbH	EUR	44,276	
<b>Canada</b>	Givaudan Canada Co	CAD	12,901	<b>Hong Kong</b>	drom Asia Pacific Ltd.	HKD	10
	Naturex Inc (Canada)	CAD	500	<b>Hungary</b>	Givaudan Hungary Kft	EUR	15
<b>Chile</b>	Givaudan Chile Ltda	CLP	5,000	Givaudan Business Solutions Kft	EUR	12	
	Chile Botanics SA	CLP	1,837,205	<b>India</b>	Givaudan (India) Private Ltd	INR	129,952
	Naturex Chile SA	CLP	1,731,600	Naturex India Private Ltd	INR	64,416	
	DDW LATAM Ltda	CLP	2,484,432	Valentine Foods Private Ltd	INR	100	
				Ungerer Flavours India PVT Ltd	INR	100	
				<b>Indonesia</b>	P.T. Givaudan Indonesia	IDR	2,608,000
				P.T. drom Fragrances Indonesia	IDR	3,462,600	
				P.T. Fragrance Oils Indonesia	USD	30	



## Notes to the consolidated financial statements

<b>Ireland</b>	D.D. Williamson (Ireland) Ltd	EUR	140
	DDW Colours Ltd	EUR	1
<b>Italy</b>	Givaudan Italia SpA	EUR	521
	Expressions Parfumées SRLA	EUR	10
	Naturex SpA	EUR	1,200
<b>Ivory Coast</b>	Naturex Ivory Coast Abidjan Purchasing	XOF	6,000
<b>Japan</b>	Givaudan Japan K.K.	JPY	1,000,000
	Naturex K.K.	JPY	5,000
<b>Korea</b>	Givaudan Korea Ltd	KRW	550,020
	Naturex Korea Seoul sales office	KRW	284,000
<b>Malaysia</b>	Givaudan Business Solutions Asia Pacific Sdn.Bhd	MYR	2,000
	Givaudan Flavours & Fragrances Malaysia Sdn.Bhd	MYR	3,981
	Fragrance Oils (Malaysia) Sdn.Bhd	MYR	–
	DDW Colours Sdn.Bhd	USD	–
<b>Morocco</b>	Naturex Morocco Casablanca	MAD	24,640
<b>Mexico</b>	Givaudan de Mexico SA de CV	MXN	53,706
	Naturex Ingredientes Naturales SA de CV	MXN	62,768
	Oxiquimica S.A.P.I de CV	MXN	550
	Ungerer Mexico S. de R.L. de CV	MXN	94,617
<b>Netherlands</b>	Givaudan Nederland B.V.	EUR	402
	Vika B.V.	EUR	20
	Virgula B.V.	EUR	20
	Naturex Coöperatief UA	EUR	1
	Givaudan Finance Europe BV	EUR	5,000
	<b>New Zealand</b>	Givaudan NZ Ltd	NZD
<b>Nigeria</b>	Givaudan (Nigeria) Ltd	NGN	10,000
	Fragrance Oils (West Africa) Ltd	NGN	15,000
<b>Peru</b>	Givaudan Peru SAC	PEN	1,303
	Activ International SAC	PEN	14,043
<b>Poland</b>	Givaudan Polska Sp. Z.o.o.	PLN	50
<b>Russia</b>	Givaudan Rus LLC	RUB	9,000
	Naturex LLC	RUB	1,500

<b>Singapore</b>	Givaudan Singapore Pte Ltd	SGD	24,000
	Fragrance Oils (Far East) Pte Ltd	GBP	5
<b>South Africa</b>	Givaudan South Africa (Pty) Ltd	ZAR	360,002
<b>Spain</b>	Givaudan Iberica, SA	EUR	8,020
	Naturex Iberian Partners, SL	EUR	19,497
	Aromasur S.L.U.	EUR	1,320
	Tierra Aromatical del Sur SL	EUR	3
<b>Swaziland</b>	D.D. Williamson (Pty) Ltd	ZAR	–
<b>Sweden</b>	Givaudan North Europe AB	SEK	120
	Swedish Oat Fiber AB	SEK	1,000
<b>Thailand</b>	Givaudan (Thailand) Ltd	THB	100,000
<b>Turkey</b>	Givaudan Aroma Ve Esans Sanayi Ve Ticaret Limited Sirketi	TRY	34
<b>United Kingdom</b>	Givaudan UK Ltd	GBP	70
	Major International Ltd	GBP	50
	Givaudan Holdings UK Ltd	GBP	317,348
	Naturex Ltd	GBP	1,006
	drom International UK Limited	GBP	30
	Fragrance Oils Limited	GBP	80
	Fragrance Oils (International) Limited	GBP	16
	Fragrance Oils (Purchasing) Limited	GBP	1
	Ungerer Limited	GBP	5
	D.D. Williamson (U.K.) Ltd	GBP	1
	DDW Colours UK Ltd	GBP	1
<b>United Arab Emirates</b>	Givaudan Middle East & Africa FZE	AED	1,000
	Expression Parfumées LLC	AED	300





## Notes to the consolidated financial statements

<b>United States of America</b>	Givaudan United States, Inc.	USD	0.05
	Givaudan Flavors Corporation	USD	0.1
	Givaudan Fragrances Corporation	USD	0.1
	Givaudan Flavors and Fragrances, Inc.	USD	0.1
	Naturex Holdings, Inc.	USD	0.1
	Naturex, Inc.	USD	1
	Vegetable Juices, Inc.	USD	–
	Ungerer Industries, Inc.	USD	1,807
	Ungerer and Company, Inc.	USD	650
	DDW, Inc.	USD	–
	The Williamson Group, Inc.	USD	–
	D.D. Williamson & Co., Inc.	USD	2
	D.D. Williamson & Colors, LLC.	USD	–
D.D. Global Holdings, LLC.	USD	–	
Custom Essence	USD	275	
<b>Uruguay</b>	Ungerer Uruguay SA	UYU	360
<b>Venezuela</b>	Givaudan Venezuela SA	VES	4.5
<b>Vietnam</b>	Givaudan Vietnam Company Limited	USD	3,279

### 33. Disclosure of the Process of Risk Assessment

Risk management in Givaudan is an integral part of the business. It is a structured and continuous process of identifying, assessing and deciding on responses to risks. The reporting of the opportunities and threats that these risks create and how they might hinder the business in achieving its objectives is also part of managing risks.

Risk management is the responsibility of the Board of Directors, which delegates to the Executive Committee the management of the overall company risk management process. The Group actively promotes the continuous monitoring and management of risks at the operational management level.

The Givaudan Enterprise Risk Management Charter describes the principles, framework and process of the Givaudan Enterprise Risk Management, which ensure that material risks are identified, managed and reported. It defines the associated roles and responsibilities which are reflected in the delegated authorities. Enterprise Risk Management encompasses both the Fragrance & Beauty and Taste & Wellbeing businesses, as well as Givaudan Group functions. It includes all types of risks in terms of their nature, their source or their consequences.

The process aims to be comprehensive, organised and documented in order to improve compliance with corporate governance regulations, guidelines and good practices; better understand the risk profile of the business; and provide additional risk-based management information for decision making.

The objectives of the Risk Management process are to continuously ensure and improve compliance with good corporate governance guidelines and practices as well as laws and regulations, where applicable; facilitate disclosure to key stakeholders of potential risks and the company's philosophy for dealing with them. At the same time, the process creates the awareness of all key executives of the magnitude of risks; provides risk-based management information for effective decision-making; and safeguard the values of the company and its assets, and protect the interests of shareholders.

Givaudan's management, at all levels, is accountable for ensuring the appropriateness, timeliness and adequacy of the risk analysis. Mitigation decisions are taken at individual and combined levels. This management is also responsible for implementing, tracking and reporting the risk mitigation directives of the Executive Committee, including periodic reporting to the Board. The assessment is performed in collaboration between the Executive Committee, divisional and functional management teams and the Corporate Compliance Officer.

The Board of Directors' Audit Committee also promotes the effective communication between the Board, Givaudan's Executive Committee, other senior corporate functions and Corporate Internal Audit in order to foster openness and accountability.

Givaudan has carried out its annual review of internal controls over accounting and financial reporting. A risk assessment is performed throughout the Internal Control System for those identified risks which may arise from the accounting and financial reporting. Then, relevant financial reporting controls are defined for each risk.

### 34. Other information

On 26 January 2022 Givaudan announced that it has acquired a 48% stake in Nanovetores Group, a privately owned innovation company known for its unique technology of encapsulation for a diverse range of ingredients that are sold across the world to beauty brands. The company is based in Florianopolis, in Brazil and employs 56 people. The acquisition has no impact on the 2021 financial statements.



Deloitte SA  
Rue du Pré-de-la-Bichette 1  
1202 Geneva  
Switzerland

Phone: +41 (0)58 279 8000  
Fax: +41 (0)58 279 8800  
[www.deloitte.ch](http://www.deloitte.ch)

## Statutory Auditor's Report

### To the General Meeting of GIVAUDAN SA, Vernier

#### Report on the Audit of the Consolidated Financial Statements

##### Opinion

We have audited the consolidated financial statements of Givaudan SA and its subsidiaries (the Group), which comprise the consolidated income statement, consolidated statement of comprehensive income, consolidated statement of financial position, consolidated statement of changes in equity, consolidated statement of cash flows for the year ended 31 December 2021, and notes to the consolidated financial statements, including a summary of significant accounting policies.

In our opinion the consolidated financial statements, presented on pages 42 to 97, give a true and fair view of the consolidated financial position of the Group as at 31 December 2021, its consolidated financial performance and its consolidated cash flows for the year then ended in accordance with International Financial Reporting Standards (IFRS) and comply with Swiss law.

##### Basis for Opinion

We conducted our audit in accordance with Swiss law, International Standards on Auditing (ISAs) and Swiss Auditing Standards. Our responsibilities under those provisions and standards are further described in the Auditor's Responsibilities for the audit of the consolidated financial statements section of our report. We are independent of the Group in accordance with the provisions of Swiss law and the requirements of the Swiss audit profession, as well as the International Code of Ethics for Professional Accountants, (including International Independence Standards) of the International Ethics Standards Board for Accountants (IESBA Code) and we have fulfilled our other ethical responsibilities in accordance with these requirements.

We believe that the audit evidence we have obtained is sufficient and appropriate to provide a basis for our opinion.



## Our Audit Approach

### Summary

<b>Key audit matters</b>	Based on our audit scoping, we identified the following key audit matters: <ul style="list-style-type: none"> <li>– Acquisition accounting; and</li> <li>– Carrying value of intangible assets.</li> </ul>
<b>Materiality</b>	Based on our professional judgment we determined materiality for the Group as a whole to be CHF 65 million.
<b>Scoping</b>	Based on our understanding of Givaudan's operations, we have defined 17 component operations in 11 countries that are in scope for group reporting purposes. We have requested from the auditors in these countries to perform audit procedures to address the risks identified in our risk assessment phase. Coverage ratio on group sales, group operating income and group total assets are disclosed below.

### Key Audit Matters

Key audit matters are those matters that, in our professional judgment, were of most significance in our audit of the consolidated financial statements of the current period. These matters were addressed in the context of our audit of the consolidated financial statements as a whole, and in forming our opinion thereon, and we do not provide a separate opinion on these matters.



## Acquisition accounting

Key audit matter	How the scope of our audit responded to the key audit matter
<p>As described in the Critical Accounting Estimates and Judgments in Note 3, significant judgment is required in determining the fair value of the identifiable assets acquired, particularly intangibles, and the liabilities assumed. Such judgments require estimates that are not only based on available information but as well on assumptions with respect to the timing and amount of future revenues and expenses associated with an asset and a liability. In addition, judgment is required to allocate the purchase price to the underlying acquired assets and liabilities based on their estimated fair value.</p> <p>As described in Note 6 to the consolidated financial statements, the Group completed the acquisition of Custom Essence on 3 December 2021 for a total consideration of CHF 247 million and DDW and its affiliates on 8 December 2021 for a total consideration of CHF 214 million.</p> <p>These transactions are considered as business combinations as defined by IFRS 3 Business Combinations which requires management to perform a purchase price allocation. The purchase price allocation apportions the consideration paid against the net assets acquired and fair valued and against goodwill.</p> <p>For the acquisition of Custom Essence, the consideration paid was allocated against the fair value of identified intangible assets for CHF 101 million, the fair value of other identifiable assets for CHF 18 million, the fair value of liabilities assumed of CHF 1 million and goodwill of CHF 129 million. The goodwill reflects mainly the value of the qualified workforce and expected synergies.</p> <p>For the acquisition of DDW and its affiliates, the consideration paid was allocated against the fair value of identified intangible assets for CHF 121 million, the fair value of other identifiable assets for CHF 70 million, the fair value of liabilities assumed of CHF 65 million and goodwill of CHF 88 million. The goodwill reflects mainly the value of the qualified workforce and expected synergies.</p> <p>We note that because of the timing of the closing of the transactions, the purchase price allocations are provisional and will be adjusted within the next twelve months, in compliance with IFRS 3.</p> <p>The acquisition accounting of Custom Essence and DDW and its affiliates, including the valuation of intangible assets identified, requires a number of complex accounting judgments such as the determination of the fair value methodology and the selection of comparable transactions.</p> <p>In addition, the amortisation period retained for the intangibles acquired also requires judgment and constitutes a management estimate that affects current and future financial periods.</p> <p>We focused on these transactions because of the complexity of applying acquisition accounting, the level of judgment relating to the identification and valuation of intangible assets, calculation of the related deferred taxes, valuation of tangible assets acquired, and the liabilities assumed and the significance of consideration paid on that particular transactions in 2021.</p>	<p>We gained an understanding of the internal controls in relation to acquisition accounting.</p> <p>We obtained legal documents such as the sale and purchase agreements and relevant appendices to evaluate the key terms and conditions. We confirmed our understanding of the transactions by conducting inquiries with management.</p> <p>We obtained various reports from management's advisors that supported our understanding of the rationale of the acquisitions as well as the completeness of the assets acquired, and liabilities assumed. We obtained the last available financial statements of Custom Essence and DDW and its affiliates to validate the completeness of acquired assets and assumed liabilities as well as understand the difference in accounting policies with Givaudan's.</p> <p>We obtained the reports from management's external valuation experts providing the valuation of intangible and tangible assets concerned in the acquisition accounting. We assessed management's expert competency and objectivity.</p> <p>We assessed whether the transactions constitute business combinations in accordance with IFRS 3 Business Combinations. We also appraised the respective acquisition dates selected by management.</p> <p>For each transaction, we tested the accuracy and completeness of the total consideration transferred by tracing the cash element to the bank statements evidencing the payments of the funds. For DDW and its affiliates, we also evaluated the fair value of the contingent consideration.</p> <p>We challenged management on the identification and valuation of intangible assets and valuation of tangible assets acquired and liabilities assumed in the acquisition accounting against the terms of the sale and purchase agreement, management's experts reports and comparable transactions.</p> <p>We reviewed and assessed the work performed by management's external valuation experts including the valuation methodology for determining the intangible assets provisional fair value. We have reviewed their valuation techniques, evaluated the reasonableness of the main judgements and carried out sensitivity analysis. We compared the allocation of the purchase consideration to intangible assets against Givaudan recent comparable transactions. We considered the appropriateness of using provisional values in accordance with the relevant accounting standard for the 2021 year-end consolidated financial statements.</p> <p>We also challenged the duration estimated by management for the amortisation of the intangible assets acquired, comparing them to current Group accounting policies and other recent acquisitions.</p> <p>We validated the appropriateness and completeness of the related disclosures in Note 3 and Note 6 to the consolidated financial statements.</p> <p>Based on the procedures performed above, we obtained sufficient audit evidence to corroborate management's judgments and assumptions regarding the acquisition accounting of Custom Essence and DDW and its affiliates.</p>



## Carrying value of intangible assets

Key audit matter	How the scope of our audit responded to the key audit matter
<p>As of 31 December 2021, Givaudan carries intangible assets of CHF 4,853 million of which goodwill of CHF 3,496 million and other intangible assets of CHF 1,357 million.</p> <p>The goodwill has been allocated to the following four Cash Generating Units ("CGUs"):</p> <ul style="list-style-type: none"> <li>– Taste &amp; Wellbeing: CHF 2,370 million,</li> <li>– Fragrance &amp; Beauty: CHF 889 million,</li> <li>– Expressions Parfumées: CHF 129 million,</li> <li>– Fragrance Oils: CHF 108 million.</li> </ul> <p>Furthermore, Givaudan holds intangible assets that were recognised from previous business combinations amounting to CHF 1,156 million. These assets are mainly technology-related assets, customer and suppliers' relationships and brand names. These assets have been recognised during the initial purchase price allocations in accordance with IFRS 3 Business Combination. The valuation of software is not part of our Key Audit Matter consideration as Software and ERP system assets (carrying value CHF 201 million as of 31 December 2021) have not been recognised from acquisition accounting.</p> <p>As stated in Note 2.17 to the consolidated financial statements, the carrying value of goodwill and intangible assets with infinite useful economic life is tested for impairment annually or more frequently if impairment indicators are present. Management has not identified any indicators of impairment in the period. For Goodwill, Management has proceeded to an evaluation of the recoverable amount of the CGUs by comparing the recoverable value of the assets with their carrying values. Management performed its annual impairment test of goodwill in the fourth quarter of 2021 and has calculated the value-in-use in order to estimate the recoverable value of the assets. In order to derive the value in use of the assets attributable to the CGUs, Management has prepared discounted cash flows models.</p> <p>The key inputs that require judgment are:</p> <ul style="list-style-type: none"> <li>– The identification of the relevant CGUs;</li> <li>– The estimate of the future cash flows the entity expects to derive from each of the CGUs;</li> <li>– The discount rates; and</li> <li>– The long-term growth rate used to derive the terminal value.</li> </ul> <p>Management concluded that in all cases, value-in-use formed the basis of the impairment conclusions and that no impairment should be recognised on that basis. A sensitivity analysis considering changes in assumptions in the cash flows and in the discount rates does not give rise to any material impairment.</p> <p>Further details in relation to management impairment considerations have been provided in Note 22, with details regarding the discount rates used for each of the CGUs.</p>	<p>We assessed the internal controls in relation to the identification of impairment indicators. We independently performed our own assessment of impairment indicators.</p> <p>We gained an understanding of the internal controls relating to the projected financial information process and approval, the preparation and review of the weighted average cost of capital and preparation and review of the asset impairment models for Goodwill and intangible assets with indefinite useful life.</p> <p>We have inquired with management about the presence of impairment indicators for the intangible assets that have been recognised from current and past business combinations. We have corroborated the results of our inquiries with a review of the financial performance of the underlying markets and legal entities as well as inquiries with personnel outside the finance function.</p> <p>We evaluated and challenged the key assumptions and inputs to the impairment models by independently estimating a range of acceptable outcome and performing sensitivity analyses in order to evaluate the impact of selecting alternative assumptions.</p> <p>In challenging the assumptions, we have:</p> <ul style="list-style-type: none"> <li>– Considered the appropriateness of the judgment that Expressions Parfumées and Fragrance Oils constitute separate CGUs and that the 2021 acquisitions are integrated to the Fragrance &amp; Beauty and Taste &amp; Wellbeing CGUs;</li> <li>– Assessed the appropriateness of the discount rates used by involving our internal valuation specialists to evaluate the reasonableness of management's key inputs used in deriving the discount rates. This included benchmarking these inputs against available market data;</li> <li>– Evaluated the appropriateness of the long-term growth rates applied to derive the terminal value by tracing them back to a prominent source of macroeconomic projections;</li> <li>– Tested the extent to which projected financial information can be reliably prepared by management by performing retrospective review to compare prior period forecasts with actual results and reviewed any budget revision and considering management track record in delivering their forecast;</li> <li>– Confirmed that forecasted cash flows were consistent with Board approved forecasts and analysed reasonably possible downside sensitivities;</li> <li>– Evaluated the sensitivity in the valuation resulting from changes to the key assumptions applied.</li> </ul> <p>We audited the integrity of the impairment models and cash flow forecasts. We considered the compliance of management's impairment models with the requirements of IAS 36 Impairment of Assets.</p> <p>We have compared management estimates of economic useful life with the actual usage of the assets.</p> <p>We also reviewed the appropriateness of the amortisation method and related charges for intangible assets with a definite useful economic life.</p>



### Carrying value of intangible assets (continued)

Key audit matter	How the scope of our audit responded to the key audit matter
<p>Intangible assets with a definite useful economic life are carried at cost less accumulated amortisation and accumulated impairment losses. In addition to the amortisation booked on a straight-line basis over the estimated economic useful life of the asset, management assessed impairment indicators on a regular basis.</p> <p>Due to the significance of the carrying value for goodwill and acquisition-related intangible assets and the judgments involved in performing the impairment test, this matter was considered as a key audit matter.</p>	<p>We have validated the appropriateness and completeness of the related disclosures in Note 22 to the consolidated financial statements.</p> <p>Based on the procedures performed, we obtained sufficient appropriate audit evidence to corroborate management's judgments and estimates regarding the carrying value for intangibles assets.</p>

### Our application of materiality

We define materiality as the magnitude of misstatement in the financial statements that makes it probable that the economic decisions of a reasonably knowledgeable person would be changed or influenced. We use materiality both in planning the scope of our audit work and in evaluating the results of our work.

Based on our professional judgment we determined materiality for the Group as a whole to be CHF 65 million, based on a calculation of 7% of normalised Group income before taxes, adjusted for non-recurring transactions. We selected Group income before taxes as the basis for determining our materiality because, in our view, this measure represents the performance of the Group and is one of the indicators against which Givaudan is commonly assessed and is a generally accepted benchmark.

The materiality applied by the component auditors ranged from CHF 20 million to CHF 49 million depending on the scale of the component's operations, the component's contribution to Group sales, Group income before taxes, Group total assets and our assessment of risks specific to each location.

We agreed with the Audit Committee that we would report to the Committee all audit differences in excess of CHF 3.25 million, as well as differences below that threshold that, in our view, warranted reporting on qualitative grounds. We also reported to the Audit Committee on disclosure matters that we identified when assessing the overall presentation of the financial statements.

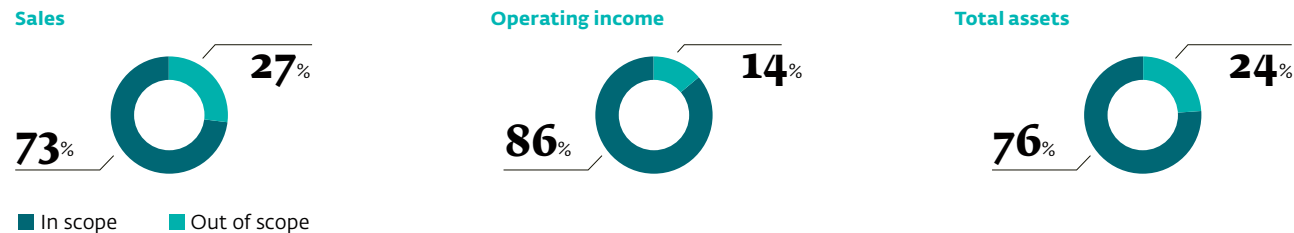
# Deloitte.

## An overview of the scope of our audit

Our group audit was scoped by obtaining an understanding of the group and its environment, including group-wide controls, and assessing the risks of material misstatement at the group level. Based on that assessment, we focused our group audit scope primarily on the audit work at 17 component operations in 11 countries. 11 of these were subject to a full audit, whilst the remaining six were subject to specified audit procedures where the extent of our testing was based on our assessment of the risks of material misstatement and of the materiality of the group's operations at those locations.

These locations are geographically spread across all regions, reflecting Givaudan's global operations. We obtain assurance over these countries through a combination of audit procedures performed locally, within the Givaudan shared service centres and centrally at the Head office.

In aggregate, these components represented scope coverage of:



All other wholly owned and joint venture businesses were subject to analytical review procedures for the purpose of the Group audit. Annual statutory audits are conducted by Deloitte at the majority of the Group's affiliates, although these are predominantly completed subsequent to our audit report on the consolidated financial statements.

At the parent entity level we also tested the consolidation controls and carried out analytical procedures to confirm our conclusion that there were no significant risks of material mis-statement of the aggregated financial information of the remaining components not subject to audit or audit of specified account balances.

The group audit team virtually visited some key locations as defined at planning stage. We are defining our visits based on significance of the affiliates and main events occurred during the year. All component audit partners were included in planning briefings, we discussed their risk assessment and we reviewed the documentation of the results from their procedures.



### **Other Information in the Annual Report**

The Board of Directors is responsible for the other information in the annual report. The other information comprises all information included in the annual report, but does not include the consolidated financial statements, the stand-alone financial statements of the Company and our auditor's reports thereon.

Our opinion on the consolidated financial statements does not cover the other information in the annual report and we do not express any form of assurance conclusion thereon.

In connection with our audit of the consolidated financial statements, our responsibility is to read the other information in the annual report and, in doing so, consider whether the other information is materially inconsistent with the consolidated financial statements or our knowledge obtained in the audit, or otherwise appears to be materially misstated. If, based on the work we have performed, we conclude that there is a material misstatement of this other information, we are required to report that fact. We have nothing to report in this regard.

### **Responsibility of the Board of Directors for the Consolidated Financial Statements**

The Board of Directors is responsible for the preparation of the consolidated financial statements that give a true and fair view in accordance with IFRS and the provisions of Swiss law, and for such internal control as the Board of Directors determines is necessary to enable the preparation of consolidated financial statements that are free from material misstatement, whether due to fraud or error.

In preparing the consolidated financial statements, the Board of Directors is responsible for assessing the Group's ability to continue as a going concern, disclosing, as applicable, matters related to going concern and using the going concern basis of accounting unless the Board of Directors either intends to liquidate the Group or to cease operations, or has no realistic alternative but to do so.

### **Auditor's Responsibilities for the Audit of the Consolidated Financial Statements**

Our objectives are to obtain reasonable assurance about whether the consolidated financial statements as a whole are free from material misstatement, whether due to fraud or error, and to issue an auditor's report that includes our opinion.

Reasonable assurance is a high level of assurance, but is not a guarantee that an audit conducted in accordance with Swiss law, ISAs and Swiss Auditing Standards will always detect a material misstatement when it exists. Misstatements can arise from fraud or error and are considered material if, individually or in the aggregate, they could reasonably be expected to influence the economic decisions of users taken on the basis of these consolidated financial statements.





A further description of our responsibilities for the audit of the financial statements is located at the website of EXPERTSuisse: <http://expertsuisse.ch/en/audit-report-for-public-companies>. This description forms part of our auditor's report.

### Report on Other Legal and Regulatory Requirements

In accordance with article 728a paragraph 1 item 3 CO and Swiss Auditing Standard 890, we confirm that an internal control system exists, which has been designed for the preparation of consolidated financial statements according to the instructions of the Board of Directors.

We recommend that the consolidated financial statements submitted to you be approved.

#### Deloitte SA

Karine Szegedi Pingoud  
Licensed Audit Expert  
Auditor in Charge

Laetitia Cejudo Petit  
Licensed Audit Expert

Geneva, 27 January 2022

# STATUTORY FINANCIAL REPORT

## In this section

### **107 Statutory financial statements of Givaudan SA (Group Holding Company)**

**107** Income Statement

**107** Statement of Financial Position

### **108 Notes to the statutory financial statements**

**108** 1. General Information

**108** 2. Summary of Accounting Principles Adopted

**108** 3. Subsidiaries

**109** 4. Investments in Joint Ventures and Associates

**110** 5. Debt

**110** 6. Indirect Taxes

**110** 7. Equity

**112** 8. Own Shares

**112** 9. Board of Directors and Executive Committee Compensation

### **113 Appropriation of available earnings**

**113** Proposal of the Board of Directors to the General Meeting of Shareholders

### **114 Report of the Statutory Auditor**

**114** Statutory Auditor's Report on the Financial Statements



# Statutory financial statements of Givaudan SA (Group Holding Company)

## Income Statement

For the year ended 31 December

in millions of Swiss francs	Note	2021	2020
Income from investments in Group companies		739	232
Royalties from Group companies		1,172	1,040
Other operating income		1	1
Share of results of joint ventures and associates	4		1
<b>Total Operating income</b>		<b>1,912</b>	<b>1,274</b>
Research and development expenses to Group companies		(359)	(325)
Personnel expenses		(2)	(2)
Other operating expenses		(62)	(66)
Depreciation of property, plant and equipment		-	-
Amortisation and impairment of intangible assets		(64)	(61)
Share of results of joint ventures and associates	4	(3)	
<b>Total Operating expenses</b>		<b>(490)</b>	<b>(454)</b>
<b>Operating income</b>		<b>1,422</b>	<b>820</b>
Financial expenses		(249)	(385)
Financial income		158	290
Non-operating expenses		(90)	(88)
<b>Income before taxes</b>		<b>1,241</b>	<b>637</b>
Income taxes		(51)	(38)
<b>Net income</b>		<b>1,190</b>	<b>599</b>

## Statement of Financial Position

in millions of Swiss francs	Note	31 December 2021	31 December 2020
Cash and cash equivalents		9	10
Marketable securities		188	106
Accounts receivable from Group companies		169	180
Other current assets		68	52
Accrued income and prepaid expenses		1	2
<b>Current assets</b>		<b>435</b>	<b>350</b>
Loans to Group companies		400	150
Other long-term assets		72	75
Investments in Group companies	3	6,189	5,991
Interests in joint ventures and investments in associates	4	27	31
Other financial assets		14	13
Property, plant and equipment		2	2
Intangible assets		353	210
<b>Non-current assets</b>		<b>7,057</b>	<b>6,472</b>
<b>Total assets</b>		<b>7,492</b>	<b>6,822</b>
Short-term debt	5	437	468
Accounts payable to Group companies		156	106
Other current liabilities		130	133
Deferred income and accrued expenses		155	85
<b>Current liabilities</b>		<b>878</b>	<b>792</b>
Long-term debt	5	2,551	2,524
Loans from Group companies		1,088	1,092
Other non-current liabilities		62	103
<b>Non-current liabilities</b>		<b>3,701</b>	<b>3,719</b>
<b>Total liabilities</b>		<b>4,579</b>	<b>4,511</b>
Share capital	7	92	92
Statutory retained earnings	7	18	18
Statutory capital reserves from capital contributions - additional paid-in capital	7	3	3
Voluntary retained earnings	7	1,542	1,542
Own shares	7,8	(34)	(35)
<b>Available retained earnings</b>			
- Balance brought forward from previous year		102	92
- Net income for the year		1,190	599
<b>Equity</b>		<b>2,913</b>	<b>2,311</b>
<b>Total liabilities and equity</b>		<b>7,492</b>	<b>6,822</b>



# Notes to the statutory financial statements

## 1. General Information

### 1.1 Structure and Description of the Activity

Givaudan SA is a limited liability company incorporated and domiciled in Switzerland. The company is based in Vernier, near Geneva, Switzerland. Givaudan SA invests in companies of the Givaudan Group, who is a leading supplier of creative fragrance, beauty, taste and wellbeing products to the consumer goods industry. In addition, Givaudan SA invests in research and development and supplies services for the use of these products. Givaudan SA develops, registers and makes use of all trademarks, patents, licenses, manufacturing processes and formulas.

### 1.2 Employees

The average number of employees during the year was less than ten (2020: less than ten).

## 2. Summary of Accounting Principles Adopted

The financial statements at 31 December 2021 are prepared in accordance with Swiss law.

The company is classified as a large entity as it meets the criteria to present group accounts under the definition of art. 961d al. 1 of the Swiss Code of Obligations. As Givaudan prepares and reports comprehensive consolidated financial statements under International Financial Reporting Standards (IFRS) including a cash flow statement, accompanying notes and a management report, Givaudan SA is exempt from preparing this information.

### Valuation Methods and Translation of Foreign Currencies

Investments in, and loans to, Group companies are stated at cost less appropriate write-downs. Marketable securities are shown at the lower of cost and market value. Derivatives are recorded at fair value.

The currency in which Givaudan SA operates is Swiss francs (CHF) and the accounts are presented in Swiss francs. In the statement of financial position, foreign currency assets and liabilities are remeasured at year-end exchange rates with the exception of investments in Group companies which are valued at historical exchange rates. In the income statement, expenses and income in foreign currencies are converted in Swiss francs using the daily exchange rate of the transaction date. Foreign currency gains and losses are recognised in the income statement as they occur with the exception of unrealised gains which are deferred.

## 3. Subsidiaries

List of the direct subsidiaries of the company, which are wholly-owned unless otherwise indicated (percentage of voting rights):

<b>Switzerland</b>	Givaudan Suisse SA
	Givaudan Finance SA
	Prodiga AG
	Givaudan International SA
	Vamara Holding SA
	Kemptthal Immobilien Nord AG
	Givaudan Treasury International SA
<b>Argentina</b>	Givaudan Argentina SA
	Givaudan Argentina Servicios SA
<b>Australia</b>	Givaudan Australia Pty Ltd
<b>Austria</b>	Givaudan Austria GmbH
<b>Brazil</b>	Givaudan do Brasil Ltda
	Naturex Ingredientes Naturais Ltda
	drom internacional Fragrâncias Indústria e Comércio Ltda
<b>Canada</b>	Givaudan Canada Co
<b>Cayman Islands</b>	Colortech LP
<b>Chile</b>	Givaudan Chile Ltda
<b>China</b>	Givaudan Fragrances (Shanghai) Ltd
	Givaudan Flavors (Shanghai) Ltd
	Givaudan Specialty Products (Shanghai) Ltd
	Givaudan Hong Kong Ltd
	Givaudan Flavors (Nantong) Ltd
	Givaudan Management Consulting (Shanghai) Ltd
Givaudan Fragrances (Changzhou) Ltd	



## Notes to the statutory financial statements

<b>Colombia</b>	Givaudan Colombia SA
<b>Czech Republic</b>	Givaudan CR, s.r.o.
<b>Egypt</b>	Givaudan Egypt SAE Givaudan Egypt Fragrances LLC
<b>France</b>	Givaudan France SAS Activ International SAS Expressions Parfumées SAS Naturex SA Albert Vieille SAS Alderys SAS (ownership of 80%)
<b>Germany</b>	Givaudan Deutschland GmbH
<b>Guatemala</b>	Givaudan Guatemala SA
<b>Hungary</b>	Givaudan Hungary Kft Givaudan Finance Services Kft
<b>India</b>	Givaudan (India) Private Ltd
<b>Indonesia</b>	P.T. Givaudan Indonesia P.T. Givaudan Flavours and Fragrances Indonesia P.T. drom Fragrances Indonesia
<b>Italy</b>	Givaudan Italia SpA
<b>Japan</b>	Givaudan Japan K.K.
<b>Korea</b>	Givaudan Korea Ltd
<b>Malaysia</b>	Givaudan Malaysia Sdn.Bhd Givaudan Flavours & Fragrances Malaysia Sdn.Bhd
<b>Mexico</b>	Givaudan de Mexico SA de CV
<b>Netherlands</b>	Givaudan Nederland B.V. Virgula B.V. N&H International Holding 2 B.V.
<b>Nigeria</b>	Givaudan (Nigeria) Ltd
<b>Peru</b>	Givaudan Peru SAC
<b>Poland</b>	Givaudan Polska Sp. Z.o.o.
<b>Russia</b>	Givaudan Rus LLC
<b>Singapore</b>	Givaudan Singapore Pte Ltd
<b>South Africa</b>	Givaudan South Africa (Pty) Ltd
<b>Spain</b>	Givaudan Iberica, SA

<b>Sweden</b>	Givaudan North Europe AB
<b>Thailand</b>	Givaudan (Thailand) Ltd
<b>Turkey</b>	Givaudan Aroma Ve Esans Sanayi Ve Ticaret Limited Sirketi
<b>United Kingdom</b>	Givaudan Holdings UK Ltd Fragrance Oils Limited drom International UK Limited
<b>United Arab Emirates</b>	Givaudan Middle East & Africa FZE
<b>United States of America</b>	Givaudan United States, Inc. Ungerer Industries, Inc.
<b>Vietnam</b>	Givaudan Vietnam Company Limited

In 2021 Givaudan SA acquired 100% of the share capital of the drom entities in Brazil, the United Kingdom as well as Indonesia, previously owned by another subsidiary of the Givaudan Group. Furthermore, as a result of the acquisition of DDW by the Givaudan Group, Givaudan SA acquired Colortech LP and N&H International Holding 2 B.V.

During 2021 Givaudan SA increased its investments in Naturex SA and Givaudan (India) Private Ltd, while the company ceased:

- its investment in Givaudan Capital Transactions Ltd, following the liquidation of the subsidiary;
- its investments in drom Verwaltungsgesellschaft mbH and Dr.Storp Verwaltungs GmbH following their merger into Givaudan Deutschland GmbH; and
- its investment in Grupo Givaudan SA de CV following its merger into Givaudan Mexico SA de CV.



## Notes to the statutory financial statements

### 4. Investments in Joint Ventures and Associates

Name of joint ventures	Principal activity	Country of incorporation	Ownership interest / Voting rights
BGN Tech LLC (in liquidation)	Innovative natural ingredients	USA	49%
Natural Extracts International Ltd	Natural ingredient derivatives production	Mauritius	49%
Vanilla International Ltd	Natural ingredient collection and extract	Mauritius	49%

### 5. Debt

Givaudan SA entered into the following debt transactions:

Issue date	Type of debt	Currency of principal	Principal amount in millions	Redeemable	Interest rate	Type of interest	2021	2020
							in millions of Swiss francs	
2011		CHF	150	07 Dec 2021	2.125%		Reimbursed	150
2014	Public bonds	CHF	150	19 Mar 2024	1.750%	Fixed	150	150
2016		CHF	100	07 Dec 2022	0.000%		100	100
		CHF	200	05 Dec 2031	0.625%		200	200
2017	Private placements	EUR	100	20 Dec 2022		Floating	104	108
		EUR	200	20 Dec 2024	1.331%		207	216
		CHF	200	09 Apr 2025	0.375%		200	200
2018	Public bonds	EUR	500	17 Sep 2025	1.125%	Fixed	516	538
		EUR	800	17 Sep 2030	2.000%		826	861
2020		CHF	150	10 Nov 2028	0.150%		150	150
		CHF	150	07 Jun 2027	0.125%		150	
2021		CHF	150	07 Jun 2030	0.375%		150	
		CHF	20	04 Jan 2022			20	
2021	Other Borrowings	CHF	20	04 Jan 2022		Floating	20	
		USD	80	05 Jan 2022			72	
<b>Total debt as at 31 December</b>							<b>2,845</b>	<b>2,673</b>

As at 31 December 2021, short term debt includes an overdraft of CHF 141 million (2020: CHF 319 million) related to the cash pooling agreements with a Group company.

### 6. Indirect Taxes

The company is part of a Group for VAT purposes with two other affiliates of the Group in Switzerland. The company is jointly and severally liable towards the tax authorities for current and future VAT payables of the VAT Group to which it belongs.

### 7. Equity

As at 31 December 2021 the share capital amounts to CHF 92,335,860, divided into 9,233,586 fully paid-up registered shares, with a nominal value of CHF 10.00 each. Every share gives the right to one vote.

The Board of Directors has at its disposal conditional capital of a maximum aggregate amount of CHF 7,481,980 that may be issued through a maximum of 748,198 registered shares, of which a maximum of CHF 1,618,200 can be used for executive share option plans.

At the Annual General Meeting held on 25 March 2021 the distribution of an ordinary dividend of CHF 64.00 per share (2020: CHF 62.00 per share) was approved. The dividend payment has been made out of available retained earnings.



## Notes to the statutory financial statements

The movements in equity are as follows:

2021 in millions of Swiss francs	Share Capital	Statutory retained earnings	Additional paid-in capital	Voluntary retained earnings	Available retained earnings	Own shares	Total
<b>Balance as at 1 January</b>	<b>92</b>	<b>18</b>	<b>3</b>	<b>1,542</b>	<b>691</b>	<b>(35)</b>	<b>2,311</b>
<b>Registered shares</b>							
Issuance of shares							
Movement of shares						1	1
<b>Appropriation of available earnings</b>							
Distribution to the shareholders paid relating to 2020					(589)		(589)
<b>Net profit for the year</b>					<b>1,190</b>		<b>1,190</b>
<b>Balance as at 31 December</b>	<b>92</b>	<b>18</b>	<b>3</b>	<b>1,542</b>	<b>1,292</b>	<b>(34)</b>	<b>2,913</b>
<b>2020</b> in millions of Swiss francs							
<b>Balance as at 1 January</b>	<b>92</b>	<b>18</b>	<b>3</b>	<b>1,542</b>	<b>663</b>	<b>(31)</b>	<b>2,287</b>
<b>Registered shares</b>							
Issuance of shares							
Movement of shares						(4)	(4)
<b>Appropriation of available earnings</b>							
Distribution to the shareholders paid relating to 2019					(571)		(571)
<b>Net profit for the year</b>					<b>599</b>		<b>599</b>
<b>Balance as at 31 December</b>	<b>92</b>	<b>18</b>	<b>3</b>	<b>1,542</b>	<b>691</b>	<b>(35)</b>	<b>2,311</b>

Statutory capital reserves from capital contributions – additional paid-in capital are presented separately in equity. Any payments made out of these reserves are not subject to Swiss withholding tax, nor subject to income tax on individual shareholders who are resident in Switzerland.



## Notes to the statutory financial statements

### 8. Own Shares

The movements in own shares are as follows:

2021	Number	Price in Swiss francs			Total in millions of Swiss francs
		High	Average	Low	
<b>Balance as at 1 January</b>	<b>16,570</b>				<b>35</b>
Purchases at cost	24,100	3,623.4	2,857.8	2,503.0	69
Sales and transfers at cost	(28,014)	2,707.8	2,501.9	2,501.8	(70)
<b>Balance as at 31 December</b>	<b>12,656</b>				<b>34</b>

2020	Number	Price in Swiss francs			Total in millions of Swiss francs
		High	Average	Low	
<b>Balance as at 1 January</b>	<b>15,541</b>				<b>31</b>
Purchases at cost	25,000	2,595.0	2,250.0	1,799.0	56
Sales and transfers at cost	(23,971)	3,634.8	2,170.2	2,141.6	(52)
<b>Balance as at 31 December</b>	<b>16,570</b>				<b>35</b>

As at 31 December 2021 and 2020, there were no other companies controlled by Givaudan SA that held Givaudan SA shares.

As at 31 December 2021, William H. Gates III and Melinda French Gates (13.86%), BlackRock Inc. (5.06%) and MFS Investment Management (4.99%), were the only shareholders holding more than 3% of total voting rights.

### 9. Board of Directors and Executive Committee Compensation

Information required by Swiss law, as per art. 663b bis CO, on the Board of Directors and Executive Committee compensation are disclosed in the Givaudan consolidated financial statements, Note 31.





# Appropriation of available earnings and distribution from the statutory capital reserves from contributions – additional paid-in capital of Givaudan SA

## Proposal of the Board of Directors to the General Meeting of Shareholders

### Available earnings

in Swiss francs	2021	2020
Net income for the year	1,189,902,703	599,056,995
Balance brought forward from previous year	101,479,573	91,607,602
<b>Total available earnings</b>	<b>1,291,382,276</b>	<b>690,664,597</b>
2020 distribution proposal of CHF 64.00 gross per share		590,949,504
2021 distribution proposal of CHF 66.00 gross per share	609,416,676	
Transfer to free reserve	400,000,000	
<b>Total appropriation of available earnings</b>	<b>1,009,416,676</b>	<b>590,949,504</b>
<b>Distribution not paid on Treasury shares held by the Group</b>		<b>1,764,480</b>
<b>Amount to be carried forward</b>	<b>281,965,600</b>	<b>101,479,573</b>

### Statutory capital reserves from capital contributions – additional paid-in capital

in Swiss francs	2021	2020
Balance brought forward from previous year	3,322,955	3,322,955
<b>Total additional paid-in capital</b>	<b>3,322,955</b>	<b>3,322,955</b>
<b>Amount to be carried forward</b>	<b>3,322,955</b>	<b>3,322,955</b>



Deloitte SA  
Rue du Pré-de-la-Bichette 1  
1202 Geneva  
Switzerland

Phone: +41 (0)58 279 8000  
Fax: +41 (0)58 279 8800  
www.deloitte.ch

## Statutory Auditor's Report

### To the General Meeting of GIVAUDAN SA, Vernier

#### Report on the Audit of the Financial Statements

##### Opinion

We have audited the financial statements of Givaudan SA, which comprise the income statement, the statement of financial position for the year ended 31 December 2021, and notes to the financial statements, including a summary of significant accounting policies.

In our opinion, the accompanying financial statements as at 31 December 2021, presented on pages 107 to 113, comply with Swiss law and the company's articles of incorporation.

##### Basis for Opinion

We conducted our audit in accordance with Swiss law and Swiss Auditing Standards. Our responsibilities under those provisions and standards are further described in the Auditor's Responsibilities for the Audit of the Financial Statements section of our report. We are independent of the entity in accordance with the provisions of Swiss law and the requirements of the Swiss audit profession and we have fulfilled our other ethical responsibilities in accordance with these requirements.

We believe that the audit evidence we have obtained is sufficient and appropriate to provide a basis for our opinion.

##### Report on Key Audit Matters based on the circular 1/2015 of the Federal Audit Oversight Authority

Key audit matters are those matters that, in our professional judgement, were of most significance in our audit of the financial statements of the current period. These matters were addressed in the context of our audit of the financial statements as a whole, and in forming our opinion thereon, and we do not provide a separate opinion on these matters.



### Carrying value of Investments in Group companies

Key audit matter	How the scope of our audit responded to the key audit matter
<p>As described in Note 3 to the financial statements, the Company holds investments in Givaudan Group companies with a carrying value of CHF 6,189 million as of 31 December 2021, representing 83% of total assets.</p> <p>Each investment held is valued individually and reviewed annually for impairment. Each investment showing another than temporary impairment indicator must be tested for impairment and an impairment would need to be recorded if the recoverable amount is lower than the carrying value.</p> <p>The impairment test performed by Givaudan management is subject to judgement around the valuation method, key assumptions used and the susceptibility to the expected future market developments that could affect the profitability and positive cash flows of these entities.</p> <p>Accordingly, for the purposes of our audit, we identified judgements and estimates applied by management on the valuation of these investments as representing a key audit matter.</p>	<p>We evaluated management's implementation of accounting policies regarding the valuation of investments in Group companies.</p> <p>We obtained an understanding of internal controls around the valuation of investments in Group companies to determine whether appropriate controls are in place.</p> <p>We challenged the identification of impairment indicators performed by the Company.</p> <p>We tested the valuations by critically assessing the methodology applied and the reasonableness of the underlying assumptions and judgements. We assessed the impairment testing models and calculations by:</p> <ul style="list-style-type: none"> <li>- checking the arithmetical accuracy of the impairment models and the extraction of inputs from source documents; and</li> <li>- independently deriving the significant inputs and assumptions used in the impairment testing for investments in Givaudan Group companies, such as the ability of the Group companies to generate positive cash flows in the future.</li> </ul> <p>We validated the appropriateness and completeness of the related disclosures in Note 3 to the financial statements.</p> <p>Based on the procedures performed, we consider judgements and estimates applied by management on the valuation of investments in Group companies to be reasonable.</p>



### Responsibility of the Board of Directors for the Financial Statements

The Board of Directors is responsible for the preparation of the financial statements in accordance with the provisions of Swiss law and the company's articles of incorporation, and for such internal control as the Board of Directors determines is necessary to enable the preparation of financial statements that are free from material misstatement, whether due to fraud or error.

In preparing the financial statements, the Board of Directors is responsible for assessing the entity's ability to continue as a going concern, disclosing, as applicable, matters related to going concern and using the going concern basis of accounting unless the Board of Directors either intends to liquidate the entity or to cease operations, or has no realistic alternative but to do so.

### Auditor's Responsibilities for the Audit of the Financial Statements

Our objectives are to obtain reasonable assurance about whether the financial statements as a whole are free from material misstatement, whether due to fraud or error, and to issue an auditor's report that includes our opinion. Reasonable assurance is a high level of assurance, but is not a guarantee that an audit conducted in accordance with Swiss law and Swiss Auditing Standards will always detect a material misstatement when it exists. Misstatements can arise from fraud or error and are considered material if, individually or in the aggregate, they could reasonably be expected to influence the economic decisions of users taken on the basis of these financial statements.

A further description of our responsibilities for the audit of the financial statements is located at the website of EXPERTsuisse: <http://expertsuisse.ch/en/audit-report-for-public-companies>. This description forms part of our auditor's report.

### Report on Other Legal and Regulatory Requirements

In accordance with article 728a paragraph 1 item 3 CO and Swiss Auditing Standard 890, we confirm that an internal control system exists, which has been designed for the preparation of financial statements according to the instructions of the Board of Directors.

We further confirm that the proposed appropriation of available earnings complies with Swiss law and the company's articles of incorporation. We recommend that the financial statements submitted to you be approved.

#### Deloitte SA

Karine Szegedi Pingoud  
Licensed Audit Expert  
Auditor in Charge

Laetitia Cejudo Petit  
Licensed Audit Expert

Geneva, 27 January 2022

# APPENDIX

## In this section

**118** Alternative performance measures

**120** Givaudan registered offices

**126** Our reporting suite



# Alternative performance measures

## Appendix to the 2021 Full Year Results

### Introduction

On 1 January 2019 the Directive Alternative Performance Measures (DAPM), issued by the SIX Exchange Regulation, came into force with the purpose to promote the clear and transparent use of alternative performance measures.

The Directive prescribes that clear and comprehensible definitions must be disclosed for all alternative performance measures used. Also, for alternative performance measures that are based on a measure included in the financial statements prepared in accordance with recognised accounting standards and which have been adjusted by adding or omitting specific items, a reconciliation statement must be disclosed to a comparable measure in the financial statements according to the recognised accounting standard. Significant reconciliation items must be explained.

### Givaudan's Alternative Performance Measures

In the 2021 Full Year Results Media Release and on pages 40 to 47 of the 2021 Integrated Annual Report, the Group uses a number of Alternative Performance Measures that are listed and defined below.

#### Like-for-Like (LFL)

LFL is defined as: (a) sales calculated using the invoicing exchange rates of the prior year, (b) excluding sales of businesses acquired from the acquisition date until the period end date, up to 12 months from the acquisition date, and (c) excluding sales of the businesses disposed of from the disposal date until the period end date of the comparable prior period.

Reconciliation tables of the LFL sales to the reported sales in accordance with IFRS have been included in the 2021 Full Year Results Media Release.

### EBITDA

EBITDA defined as Earnings Before Interest (and other financial income (expense), net), Tax, Depreciation and Amortisation, corresponds to operating income before depreciation, amortisation and impairment of long-lived assets.

In millions of Swiss francs	2021	2020
<b>Income for the period</b>	<b>821</b>	<b>743</b>
Interest and other financial (income) expense, net	124	120
Income taxes	144	133
<b>Operating income</b>	<b>1,089</b>	<b>996</b>
Depreciation	204	201
Amortisation	186	187
Impairment	3	13
<b>EBITDA</b>	<b>1,482</b>	<b>1,397</b>

### Comparable EBITDA

Comparable EBITDA is the reported EBITDA, as adjusted for significant items of a non-recurring nature which have an impact on the understanding of the underlying normal operating activities.

A reconciliation table of the published EBITDA to the Comparable EBITDA (EBITDA as defined in the section EBITDA above) has been included in the 2021 Full Year Results Media Release. In that reconciliation table, all significant one-off items have been explained.



## Alternative performance measures

### Free Cash Flow (FCF)

FCF refers to operating cash flow after net investments, interest paid, lease payments and purchase and sale of own equity instruments.

In millions of Swiss francs	2021	2020
<b>Cash flows from (for) operating activities</b>	<b>1,288</b>	<b>1,189</b>
Acquisition of property, plant and equipment	(186)	(188)
Proceeds from the disposal of property, plant and equipment	9	8
Acquisition of intangible assets	(70)	(39)
Proceeds from the disposal of intangible assets		2
Interest paid	(72)	(53)
Lease payments	(57)	(52)
Purchase and sale of own equity instruments, net <sup>a</sup>	(69)	(56)
<b>Free cash flow (FCF)</b>	<b>843</b>	<b>811</b>
Sales	6,684	6,322
<b>Free cash flow (FCF) as a % of sales</b>	<b>12.6%</b>	<b>12.8%</b>

a) After careful consideration with the Group auditors, the Group has determined that purchase and sale of own equity instruments relates to financing activities and has been reclassified from cash flows from (for) operating activities into cash flows from (for) financing activities. The Group has updated its definition of FCF to reflect this change.

### Leverage Ratio

Leverage ratio is defined as net debt divided by the sum of net debt and equity (as defined for leverage ratio in the table below).

In millions of Swiss francs	31 December 2021	31 December 2020
Short-term debt	428	206
Long-term debt	4,239	4,245
Less: cash and cash equivalents	(273)	(411)
<b>Net debt</b>	<b>4,394</b>	<b>4,040</b>
Total equity attributable to equity holders of the parent	3,929	3,490
Remeasurement of post-employment benefit obligations	302	484
<b>Equity (as defined for leverage ratio)</b>	<b>4,231</b>	<b>3,974</b>
<b>Net debt and equity (as defined for leverage ratio)</b>	<b>8,625</b>	<b>8,014</b>
<b>Leverage ratio</b>	<b>51%</b>	<b>50%</b>

### Net debt to EBITDA Ratio

The Net debt to EBITDA ratio is calculated as follows:

In millions of Swiss francs	31 December 2021	31 December 2020
Short-term debt	428	206
Long-term debt	4,239	4,245
Less: cash and cash equivalents	(273)	(411)
<b>Net debt</b>	<b>4,394</b>	<b>4,040</b>
<b>EBITDA</b>	<b>1,482</b>	<b>1,397</b>
Net debt to EBITDA ratio	2.97	2.89
Comparable EBITDA	1,504	1,442
<b>Net debt to Comparable EBITDA ratio</b>	<b>2.92</b>	<b>2.80</b>



# Givaudan registered offices

Country	Legal Entity name	Address
<b>Algeria</b>	Givaudan International SA (Suisse) Bureau de Liaison Algérie	Tour A – 4 <sup>ème</sup> Etage, Business Centre Dar El Madina, Micro Zone d’activité Hydra Lot No. 20, 16035 Algiers
<b>Argentina</b>	Givaudan Argentina SA	Nicolàs Rodriguez Peña 1568, 5° B, 1021, C.A.B.A.
	Givaudan Argentina Servicios SA	Rodriguez Peña 1568, piso 5, oficina B, Ciudad Autónoma de Buenos Aires
<b>Australia</b>	Givaudan Australia Pty Ltd	12 – 14 Britton Street, Smithfield, Sydney NSW 2164
	drom International Pty. Ltd.	Parkview Business Centre, suite 2/1, 1 Maitland Place, Baulkham Hills, Sydney, NSW 2153
	Naturex Australia Pty Ltd	9 Garling Road, Kings Park NSW 2148
	Ungerer Australia Pty. Ltd.	P.O. Box 2143, Taren Point NSW 22229
<b>Austria</b>	Givaudan Austria GmbH	Twin Tower Vienna, Wienerbergstrasse 11, 1109 Vienna
<b>Belgium</b>	Naska Ingredients NV	Lausbedstraat 4, 3630 Maasmechelen
<b>Bermuda</b>	Givaudan International Ltd	Hamilton
	FF Holdings (Bermuda) Ltd	Hamilton
	FF Insurance Ltd	Hamilton
	Naturex SPRL	Val d’Or, Gulledelle, 96 – 5 <sup>th</sup> Floor, 1200 Brussels
<b>Brazil</b>	Givaudan do Brasil Ltda	Avenida Engenheiro Billings 2185, Jaguaré, São PauloSP – 05321-010
	G. Nutra Industria e Comércio de Produtos. Alimenticios e Nutricionais Ltda	Rodovia Eduardo Zucari, Km 21,5 - Zona Rural - CEP 18603-970, Botucatu/ São Paulo
	Naturex Ingredients Naturais Ltda	Avenida Buriti no. 5.391, Distrito Industrial, city of Manaus, state of Amazonas, Zip Code: 69075-000
	DDW, The Color House	Avenida Buriti 5680, Distrito Industrial, 69075-000 Manaus Amazonas
<b>Canada</b>	Givaudan Canada Co.	2400 Matheson Blvd. East, Mississauga, Ontario L4W 5G9
	Naturex Inc (Canada)	44 Chipman Hill, Suite 1000 – Saint John, New Brunswick E2L 2A9
<b>Chile</b>	Givaudan Chile Ltda	Avda Del Valle 869, oficina 203, Ciudad Empresarial, Comuna de Huechuraba, Santiago de Chile
	Naturex CHILE SPA	Avenida Apoquindo 3001, piso 9, Las Condes, Santiago de Chile
	Chile Botanics SPA	Panamericana Sur, Kilómetro 297, Comuna de Linares
	DDW, The Color House	Calle Rio Refugio 9663, Pudahuel, Santiago





## Givaudan registered offices

Country	Legal Entity name	Address
<b>China</b>	Givaudan Flavors (Shanghai) Ltd Beijing Branch	15F Tower 2, Kun Sha Center, no. 16 Xin Yuan Li Road, Chao Yang District, Beijing 100027
	Givaudan Fragrances (Shanghai) Ltd Beijing Branch	15F Tower 2, Kun Sha Center, no. 16 Xin Yuan Li Road, Chao Yang District, Beijing 100027
	Givaudan Flavors (Shanghai) Ltd	668 Jing Ye Road, Jin Qiao Export Area, Pu Dong New Area, Shanghai 201201
	Givaudan Fragrances (Shanghai) Ltd	298 Li Shi Zhen Road, pilote Free Trade Zone, Shanghai 201303
	Givaudan Flavors (Shanghai) Ltd Guangzhou Branch	15F The Centrepoint, no 374 – 2 Beijing Road, Yue Xiu District, Guangzhou 510030
	Givaudan Fragrances (Shanghai) Ltd Guangzhou Branch	15F The Centrepoint, no 374 – 2 Beijing Road, Yue Xiu District, Guangzhou 510030
	Givaudan Flavors (Shanghai) Ltd Chengdu Branch	Room 2001, 2 Fu Nian Plaza, Ji Tai Road, Gao Xin District, Chengdu 610041, Sichuan Province
	Givaudan Flavors (Nantong) Ltd	No. 7 Jiang Hai Road, Nantong Economic and Technology Development Area, Nantong, Jiangsu Province 226017
	Givaudan Flavors (Shanghai) Ltd Zhengzhou Branch	Room A1301, Bldg 2, no. 80 Jin Shui Road (East), New Green City, Zhengzhou, He Nan Province
	Givaudan Fragrances (Changzhou) Ltd	Room 232, no. 238 Chunjiang Zhongyang, Huayuan, Xinbei District, Changzhou 213034, Jiangsu Province
	Givaudan Specialty Products (Shanghai) Ltd	222, Jiangtian East Road, Songjiang District, 201600 Shanghai
	Givaudan Management Consulting (Shanghai) Ltd	3 <sup>rd</sup> floor, no. 5 building, 298 Lishizhen Road, Zhangjiang High-Tech Park, Pudong New Area, 201203 Shanghai
	Givaudan Hong Kong Ltd	6 <sup>th</sup> Floor Alexandra House, 18 Chater Road, Central , Hong Kong
	Naturex Trading Shanghai Co. Ltd	6 <sup>th</sup> Floor, Building 4, no. 333 Gui Ping Rd, Xuhui DST, Shanghai, 200233
	Ungerer Fragrance & Flavor (Shanghai) Co. Ltd.	#1-2 Building no. 508, Lane 2655 Fengzhe Road, Fengxian, Shanghai 201407
DDW, The Colour House	3823 Jiang Cheng jRoad, 200245 Shanghai	
<b>Colombia</b>	Givaudan Colombia SAS	Carrera 98 no. 25 G – 40, 151196 Bogotá D.C.
<b>Czech Republic</b>	Givaudan CR, s.r.o.	Klimentská 10, Praha 110 00
<b>Egypt</b>	Givaudan Egypt SAE	Piece 37, Industrial Zone 3, 6 <sup>th</sup> of October City
	Givaudan Egypt Fragrances LLC	46 El Thawra St., 3 <sup>rd</sup> floor, Appt 304, Heliopolis
<b>Finland</b>	Givaudan International SA, Branch in Finland	Niemenkatu 73, 15140 Lahti
<b>France</b>	Givaudan France SAS	55 Rue de la Voie des Bans, CS500024, 95102 Argenteuil Cedex
	Expressions Parfumées	136 Chemin de Saint-Marc, 06130 Grasse
	Albert Vieille SAS	629 Route de Grasse, 6220 Vallauris
	drom International S.A.R.L.	4 et 6 rue Curie, 92150 Suresnes, Paris
	Naturex SA	250 rue Pierre Bayle – BP 81218, 84911 Avignon Cedex 9
	Alderys	Bâtiment Méléze, 86 rue de Paris, 91400 Orsay



## Givaudan registered offices

Country	Legal Entity name	Address
<b>Germany</b>	Givaudan Deutschland GmbH	Giselherstrasse 11, 44319 Dortmund
	drom fragrances GmbH & Co. KG	Oberdiller str. 18, 82065 Baierbrunn
	drom Holding GmbH	Oberdiller str. 18, 82065 Baierbrunn
	drom perfume trade GmbH	Oberdiller str. 18, 82065 Baierbrunn
	Naturex GmbH	Im Zollhafen 24, Kranhaus Süd, 50678 Köln
<b>Guatemala</b>	Givaudan Guatemala SA	Boulevard Los Proceres 18 Calle, Zona 10 Empresarial Zona Pradera, Torre 1 Of 1803 - 01010
<b>Hungary</b>	Givaudan Hungary Kft	Királyhegyesi út 3, 6900 Makó
	Givaudan Business Solutions Kft	Bence utca 1. , Váci Greens B, 1138 Budapest
<b>India</b>	Givaudan (India) Pvt Ltd	Plot no. 26, 2 <sup>nd</sup> Cross Jigani Industrial Area, Anekal Taluk, Jigani, Bangalore, Karnataka 560 105
	Naturex India Pty Ltd (ex. Valentine Agro Private Ltd)	302, Bldge no. 2, Star Hub. Next to ITC Grand Maratha Hotel, Sahar Road, Andheri (East) Mumbai – 400 059
	Ungerer Flavours India Private Limited	Plot no. F-366, Phase - Viii-B, Ind. Focal Point, Mohali, Punjab
<b>Indonesia</b>	PT. Givaudan Indonesia	Jl. Raya Jakarta-Bogor Km 35, Cimanggis Depok, 16951 West Java
	PT drom fragrances Indonesia	German Center Building, 6 <sup>th</sup> floor, suites 6120-6130, Jl. Kapt. Subijanto Dj., 15321 South Tangerang City, Banten
	PT Fragrance Oils Indonesia	Rukan Permata Senayan blok B-22. Jalan Tentara Pelajar, Senayan, 12210 Jakarta
<b>Iran</b>	Givaudan International SA, Iran Branch	P.O. Box 15175/534 – No.202 – 204, Gol Bld., Gol Alley, After Park Saei, Vali Asr, Tehran
<b>Ireland</b>	DDW, The Color House	Unit D, Island Corporate Park, Little Island, Co. Cork T45 F673
<b>Italy</b>	Givaudan Italia SpA	Via Borgogne 5, 20121 Milano
	drom International Italia Srl	Via Valassina 24, 20159 Milano
	Expressions Parfumées Srl	Via Varesina 162, 20156 Milano
	Indena S.p.A.	Via Ortles 12, 20139 Milan
	Naturex SPA	Caronno Pertusella, Via Galileo Ferraris, 44, 21042 Caronno Pertusella (VA)
<b>Ivory Coast</b>	Givaudan International. SA Côte d'Ivoire	Immeuble RMO, 5 <sup>ème</sup> étage, Rue du Docteur Blanchard Zone 4C, Abidjan
	ITRAD	Abidjan Yopougon, Chaumière du Banco, 04 BP 1682 Abidjan
<b>Japan</b>	Givaudan Japan K.K.	6-6 Osaki 3-chome, Shinagawa-ku, Tokyo 141-0032
	Naturex K.K.	6-6 Osaki 3-chome, Shinagawa-ku, Tokyo 141-0032
<b>Kenya</b>	Givaudan MEA FZE - Kenya Branch	Vienna Court, ground floor, West Wing Building, State House Crescent Road (P.O. Box 44168-00100) Nairobi
<b>Malaysia</b>	Givaudan Flavours & Fragrances Malaysia Sdn. Bhd	48 Jalan Kota Laksamana 2/15, Taman Kota Laksamana, Seksyen 2, 75200 Melaka
	Givaudan Business Solutions Asia Pacific Sdn. Bhd	1 First Avenue, Banda Utama, level 12, Bandar Utama, PJU 6, 47800 Petaling Jaya, Selangor
	Fragrance Oils (Malaysia) Sdn Bhd	Suite 733, Block B2, Level 7, Leisure Commerce Square, 9, Jalan PJS 8/9, 46150 Petaling Jaya, Selangor



## Givaudan registered offices

Country	Legal Entity name	Address
<b>Mexico</b>	Givaudan de México SA de CV	Av. Eje Norte-Sur no. 11 Civac, 62578 Jiutepec Morelos
	Grupo Givaudan SA de CV	Av. Eje Norte-Sur no. 11 Civac, 62578 Jiutepec Morelos
	Naturex Ingredientes Naturales SA de CV	Av. Paseo de la Reforma 483, Piso 21 Col. Cuauhtémoc, Ciudad de México - 06500
	Ungerer Mexico S. de R. L. de C.V.	Carr. Costera del Pacifico Km. 63, Villa de Tututepec de Melchor Ocampo, Tututepec, Oaxaca 71803
<b>Morocco</b>	Givaudan MEA FZE Morocco Branch	8 Rue Ibnou Binna Aladdadi, Bourgogne, 20053 Casablanca
	Naturex Maroc SA	Technopole ONDA – BP 42 20240 Nouasser, Casablanca
<b>Myanmar</b>	Givaudan Singapore Pte Ltd (Myanmar Branch)	46A – 2C Excellent Condo, Pantra Street, Dagon Township, Yangon
<b>Netherlands</b>	Givaudan Nederland B.V.	Huizerstraatweg 28, 1411 GP Naarden
	Givaudan Finance Europe BV	Huizerstraatweg 28, 1411 GP Naarden
	Vika B.V.	Nizolaan 4, 6718 ZC Ede
	Virgula B.V.	Nizolaan 4, 6718 ZC Ede
	Vika Nutrition B.V.	Nizolaan 4, 6718 ZC Ede
	G.A.L.M International B.V.	Nizolaan 4, 6718 ZC Ede
	Naturex Coöperatief U.A	Strawinskylaan 3127, 1077 ZX Amsterdam
<b>New Zealand</b>	Givaudan NZ Ltd	Level 1 The Lane, Botany Town Center, Te Irirangi Drive, Botany 2010
	Cuisine Resources NZ limited	15 Crosbie Road, Pukekohe 2120
<b>Nigeria</b>	Givaudan (Nigeria) Limited	Plot 2 and 4, Block D, Amuwo Odofin Industrial scheme, Apapa/Oshodi Expressway, Lagos
	Fragrance Oils (West Africa) Limited	A2 Billings Way, Oregun, Lagos
<b>Pakistan</b>	Givaudan International SA Pakistan	25 <sup>th</sup> floor, The Ocean Tower, Block – 9, Clifton, Karachi – 75600
<b>Peru</b>	Givaudan Peru SAC	Av. Victor Andrés Belaúnde 147, Centro Empresarial Real, Torre Real 1, Piso 11, San Isidro 27, Lima
	Activ International SAC	Ambrosio Vucetich, 200 Parque Industrial Mz K – Lt 3, Arequipa
<b>Philippines</b>	Givaudan Singapore Pte Ltd, Regional Operating Headquarter	37/F Robinsons Equitable Tower, ADB Avenue corner Poveda Street, Ortigas Center, Pasig City 1605
<b>Poland</b>	Givaudan Polska Sp. z o.o.	Ul. Puławska 182, IO-1 Building, 02-670 Warszawa
	Naturex Polska Sp. z o.o.	Ul. K.K. Baczyńskiego 29, 38-200 Jaslo
<b>Russian Federation</b>	Givaudan Rus LLC	Riverside Towers Business Centre, Kosmodamianskaya Naberezhnaya 52/5, 115054 Moscow
	Naturex LLC (Russia)	Shuhova Str, 14, building 9, Office 201, 115162 Moscow
<b>Singapore</b>	Givaudan Singapore Pte Ltd	1 Woodland Avenue 8, Singapore 738972
	Fragrance Oils (Far East) Pte. Ltd	510 Thomson Rd, #04-01 SLF Building, 298135 Singapore
	Naturex Holdings Singapore Private Ltd	20 Changi Business Park Central 2, #05-04A, Singapore 486031



## Givaudan registered offices

Country	Legal Entity name	Address
<b>South Africa</b>	Givaudan South Africa (Pty) Ltd	9 – 11 Brunei Road, Tulisa Park, Johannesburg 2197
	Naturex (Pty) Ltd	Granger Bay Court Building, Block B-Ground Floor, V&A, Waterfront, Cape Town, 8002
<b>South Korea</b>	Givaudan Korea Ltd	11 – 12/F Trus Tower Building, 60 Mabang-Ro, Seocho-Gu, Seoul
	Naturex (Korea)	Room 503, Leaders Bldg, 14, Hwangsaetul-Ro 311 beon-gil, Bundang-gu, SeongNam-si, GyeongGi-do, 13590
<b>Spain</b>	Givaudan Ibérica, SA	Pla d'en Batllé s/n, 8470 Sant Celoni, Barcelona
	Aromasur SL	Carretera De Santa Olalla, S/n, 41240 Almaden de la Plata, Sevilla
	drom spain S.L.	Sant Cugat Business Park, Edificio B2, Planta 5a, Of. Núm. 15, av. via Augusta 15-25, 8174 Sant Cugat Del Vallès, Barcelona
	Naturex Iberian Partners S.L.U	Autovía A3, salida 343. Camino de Torrent s/n 46930 Quart de Poblet
	Tierras Aromaticas del Sur SL	Carretera De Santa Olalla, Km 1, 41240 Almaden de la Plata, Sevilla
<b>Sweden</b>	Givaudan North Europe AB	Hyllie Vattenparksgata 12, 215 32 Malmö
	Swedish Oat Fiber AB	Båtafjordsvägen 12, 432 63 BUA
<b>Switzerland</b>	Givaudan SA	Chemin de la Parfumerie 5, 1214 Vernier
	Givaudan Finance SA	Chemin de la Parfumerie 5, 1214 Vernier
	Givaudan Suisse SA	Chemin de la Parfumerie 5, 1214 Vernier
	Givaudan International SA	Chemin de la Parfumerie 5, 1214 Vernier
	Givaudan Treasury International SA	Chemin de la Parfumerie 5, 1214 Vernier
	Vamara Holding SA	Mettlenweg 17, 2504 Bienne
	Naturex AG	Industriestrasse 8, 9220 Bischofszell
<b>Taiwan</b>	Givaudan Singapore Pte Ltd, Taiwan Branch	7/F No 303, Hsin Yi Road, Sec 4, Taipei City Taiwan 106
<b>Thailand</b>	Givaudan (Thailand) Ltd	719 KPN Tower, floor 16 & 25, Rama 9 Road, Bangkapi Huaykwang, Bangkok 10310
<b>Turkey</b>	Givaudan Aroma ve Esans Sanayi ve Ticaret Ltd. Sirketi	Akat mahallesi, Bilge sokak, Park Maya Sitesi Barclay 19 no. 1 daire 6/7 Besiktas, Istanbul
	Expressions Parfumées, Turkey Liason Office	Edin&Suner Plaza, Meydan sok n°14/2B, 34335 Akatlar Istanbul
<b>UAE</b>	Givaudan Gulf Trading LLC	Concord Tower, floor 20 & 36 , Media City, Dubai
	Givaudan Middle East & Africa FZE	Free Zone Establishment, Jafza View 19, First floor, office no. 129, Jebel Ali Free Zone, Dubai
	Expressions Parfumées LLC	Hamsah-A Bldg, Office 210, Khalid Bin Al Waleed St., Dubai
	Naturex S.A (Middle East)	Building P6 Office #132, Sharjah Airport International Free Zone (SAIF Zone), P.O. Box 121873, SHARJAH



## Givaudan registered offices

Country	Legal Entity name	Address
<b>United Kingdom</b>	Givaudan UK Ltd	Kennington Road, Ashford, Kent TN24 0LT
	Givaudan Holdings UK Ltd	Kennington Road, Ashford, Kent TN24 0LT
	drom International UK Ltd.	Northline Business Consultants Ltd, 3-4 Wharfside, The Boatyard, M28 2WN Worseley, Manchester
	Major International Limited	Higham Business Park, Bury Close, Higham Ferrers, Rushden NN10 8HQ
	Naturex Ltd	Park Road, Overseal, Swadlincote, Derbyshire DE12 6JX
	Fragrance Oils Limited	Eton Hill Industrial Estate, Eton Hill road, Radcliffe, Manchester, M26 2FR
	Fragrance Oils (International) Limited	Eton Hill Industrial Estate, Eton Hill road, Radcliffe, Manchester, M26 2FR
	Fragrance Oils (Purchasing) Limited	Eton Hill Industrial Estate, Eton Hill road, Radcliffe, Manchester, M26 2FR
	Northern Aromatics (Sales) Limited	Eton Hill Industrial Estate, Eton Hill road, Radcliffe, Manchester, M26 2FR
	Odouraze Limited	Eton Hill Industrial Estate, Eton Hill road, Radcliffe, Manchester, M26 2FR
Ungerer Ltd	Sealand Road, Sealand Industrial Estate, Chester, England CH1 4LP	
<b>Ukraine</b>	Givaudan International SA, Representative Office	Pimonenko Str. 13 6B/18, 04050 Kiev
<b>United States of America</b>	Givaudan Flavors Corporation	1199 Edison Drive, Cincinnati, OH 45216
	Givaudan Fragrances Corporation	1199 Edison Drive, Cincinnati, OH 45216
	Givaudan Flavors and Fragrances Inc.	1199 Edison Drive, Cincinnati, OH 45216
	Givaudan United States Inc.	15 East North Street, Dover, DE 19901
	drom International Inc.	5 Jacksonville Road, Towaco, NJ 7082
	Naturex Inc	251 Little Falls Drive, Wilmington, DE 19808
	Naturex Holdings Inc	c/o Corporation Service Company, 251 Little Falls Drive, Wilmington, DE 19808
	Naturex Cooperative LLC	801 Adlai Stevenson Drive – Springfield, IL 62703
	Ungerer & Company	110 North Commerce Way, Bethlehem, PA 18017
	Vegetable Juices Inc	c/o Illinois Corporation Service Company , 801 Adlai Stevenson Drive – Springfield, IL 62703
<b>Vietnam</b>	Givaudan Singapore Pte Ltd, Vietnam Representative Office	Giay Viet Plaza 5 <sup>th</sup> fl., 180 – 182 Ly Chinh Thang Street, District 3, Ho Chi Minh City
	Golden Frog Flavour-Fragrance Manufacture Company Ltd	31 Road no.8, Vietnam-Singapore Industrial Park , Binh Dang Quarter, Binh Hoa Ward , Thuan An Town, Binh Duong Province
	Golden Frog Flavor-Fragrance Manufacture Corporation – Branch 3	VSIP II-A, Road no 31, Vietnam-Singapore II-A Industrial Zone, Vinh Tan Commune, Tan U yenTown, Binh Duong Province
	Branch of Golden Frog Flavor- Fragrance Manufacture Corporation	Tan Hoa Hamlet, Tan Hoi Dong Commune Chau Thanh District , Tien Giang Province



# Our reporting suite

The 2021 Integrated Annual Report offers a holistic explanation of our value creation, financial and non-financial capitals and performance.

The full Governance, Compensation and Financial reports are available in one separate PDF. The GRI Sustainability Report features disclosures on a wide range of topics such as energy use, diversity in the workplace, anti-corruption and human rights. Our website hosts the online Integrated Annual Report. Readers are advised to consult our entire reporting suite to get a complete overview.

**The full suite can be found on:**

www.givaudan.com ▶ Investors ▶ Online annual report ▶ **Download centre**

**READ MORE**

- ▶ GRI Content Index
- ▶ SASB Table
- ▶ TCFD Table



**Online version**  
Available in English  
from 28 January 2022



**2021 Integrated Annual Report**  
Available in English  
PDF from 28 January 2022  
Print from 24 March 2022



**2021 Governance, Compensation and Financial Report**  
Available in English  
PDF from 28 January 2022



**2021 In a Nutshell**  
Available in English, French and German  
PDF in English from 28 January 2022  
Print and language versions from 24 March 2022



**2021 GRI Sustainability Report**  
Available in English  
PDF from 28 January 2022

# Givaudan SA

Chemin de la Parfumerie 5  
1214 Vernier, Switzerland

## General information

T + 41 22 780 91 11

## Media and investor relations

T + 41 22 780 90 53

## Share registry

Computershare Schweiz AG  
Postfach  
4601 Olten, Switzerland  
T + 41 62 205 77 00

## Share information

Symbol: GIVN  
Security number: 1064593  
ISIN: CH0010645932

Concept, design, consulting and realisation:  
PETRANIX Corporate and Financial Communications AG  
[www.PETRANIX.com](http://www.PETRANIX.com)

The Givaudan 2021 Governance, Compensation and Financial Report is published in English.

All trademarks mentioned enjoy legal protection.

This report may contain forward-looking information. Such information is subject to a variety of significant uncertainties, including scientific, business, economic and financial factors. Therefore actual results may differ significantly from those presented in such forward looking statements. Investors must not rely on this information for investment decisions.

© Givaudan SA, 2022



[www.givaudan.com](http://www.givaudan.com)